

Early Steps Game Materials

TAP the Sort

- When your student is in 2 dot words and is making a lot of errors on a word study check, use this blending strategy to help students read across the word. Do a sort, random check, and then you can play “*Tap the Sort*”, and then *spelling*.
- Have students read off the deck, tapping each word and reading through deck quickly.

Go Fish

- Do a regular sort, random check, then play using the 16 cards from the sort.
- Mix up the cards and pass 3 cards to each person. Read through the cards and find any matching pairs, read the cards. The remainder cards are placed face down as the **Go Fish** draw pile.
- Take turns asking for cards with “Vowel Pattern” and “Vowel Sound”. If no match....say “Go Fish”. If matching pair is found, read cards and go again.
- Play 2-3 times, and then spelling.

Black Out Bingo

- Have two blank bingo boards. Using a vis-à-vis marker, write the anchor words on the top of both boards.
- Add 2 or 3 **Wild** cards to a randomized deck.
- Place the deck face down in front of the student. Take turns choosing, reading, and placing a card under the correct anchor word. As card is placed, touch and read down the column.
- If an anchor word card is turned over, the card should be read and placed on top of the written anchor word.
- Once a column has been filled with four cards, have students continue to add cards to the column by placing on the last card in the column, touch and read down the column.
- Once one of the boards has reached **black out**, the tutor can do a random check (fast pencil), pointing to 5-6 words using both boards, and then do spelling.

TAP the DECK







- When your student is in 2 dot words and is getting ready to do a speed check but is not quite there, instead of sort, random check, and memory you can play, *“Tap the Deck”*, *“Slap”*, and then *spelling*.
- Tutor prepares a randomized deck of 10 – 20 word cards from all current concepts taught. Start deck with easy words.
- Have students read off the deck, tapping each word and reading through deck quickly.

SLAP

- After you have done a word study check and the student has not passed, you can then play *“Slap”*.
- Put an example word from each vowel or vowel pattern face up on the table.
- Place the randomized deck of word cards from current concepts face down between the Tutor and the student.
- Tutor and student takes turns reading the top card and quickly placing it on example word (matching the vowel or vowel pattern). You can also have the players read the word you are placing the card onto.
- The goal is to read and place cards quickly and accurately while at the same time putting the cards/sorts back in order.

BINGO

Bingo Wild Cards

 WILD	 WILD	 WILD
 WILD	 WILD	 WILD