

## AMENDMENT REQUEST

### Utah State Charter School Board

Charter schools are public schools governed by independent boards and held accountable to a legally binding written contractual agreement with their chartering entity. The Utah State Charter School Board (SCSB) is a statutory chartering entity charged with authorizing, monitoring, evaluating, and holding accountable charter schools to compliance with federal and state laws, rules, and regulations, and their contractual agreement. If a time comes when a charter school governing board requires a change to its charter, then the contractual agreement may be modified by mutual agreement of the chartering entity and the governing body of the school.

Amendment requests, including all required attachments and supporting documentation, are due electronically no later than three weeks prior to the upcoming State Charter School Board meeting. A schedule of State Charter School Board meetings can be found at <http://schools.utah.gov/charterschools/State-Charter-School-Board.aspx>. Incomplete requests will not be considered.

1. Charter School Mountainville Academy  
Website www.mountainvilleacademy.org  
Board Chair Debby Llewelyn Email dllewelyn@mountainvilleacademy.org  
School Administrator Emma Bullock Email ebullock@mountainvilleacademy.org
2. The charter school is located in which school district? Alpine
3. Duly elected or appointed governing board members of the school, with titles.

Jack Garzella	Vice Chair	Jeff Call	Treasurer
Mary Given	Secretary	Jenney Rees	Member
Carolyn Rossi	Member	David Kasperson	Member
Matt Niemann	Member	Laura Oscarson	Member
4. Requested amendment to charter (check all that apply). Provide requested details and supporting documentation in Attachment 1. If the request requires a budget, use the same format as required [AFR budget](#) and include as Attachment 2.  
  
 **Waiver from Board Rule R277-470-3 *Maxinum Authorized Charter School Students - (A two year prior approval timeframe)*** (include rule number and title). Describe why the waiver is necessary to meet the mission of the school and help the governing board meet its contractual agreement.

Request a waiver of the two year waiting period for a charter change. We desire to add up to the 50 students in the 2014-2015 school year, which is one year early from the standard two year waiting period. We have the room so we would like to use the resource as soon as we can to help build our middle school and strengthen our finances with additional revenue.

\_\_\_\_\_ **Change to Bylaws specific to number of board members or board member election / appointment process.** Include a redline version showing new additions and ~~removed language~~ in Bylaws.

X\_\_\_\_\_ **Expansion of student enrollment.** Indicate the number of students in grade K, 1 – 6, 7 – 8, and 9 – 12 being requested. Will this expansion of student enrollment require a new facility or a significant structural change to an existing facility (i.e., requires a USOE facility project number)? If so, provide a detailed facility plan. Also provide a copy of the projected budget for all years where student growth is planned.

(See Attachment B for information and budget details)

\_\_\_\_\_ **Postponement of opening year.** Describe the reason for postponing the school’s opening year. Provide a copy of the revised budget for the planning year and first three operational years. Include additional supporting documentation as necessary.

\_\_\_\_\_ **Change to contractual agreement performance measures.** Include a redline version showing new additions and ~~removed language~~ in contractual agreement performance measures and provide supporting documentation for the requested change.

\_\_\_\_\_ **Change to educational program or methods of instruction.** Provide supporting documentation of new, evidence-based choice, as well as anticipated improvement in student performance.

\_\_\_\_\_ **Relocating to a new school district** (operational school) **or municipality** (planning school). Operational schools must provide evidence supporting the decision to move. Planning schools must provide a detailed market analysis of newly proposed location, including corresponding capital facility plan and revised budget for the planning year and first three operational years.

\_\_\_\_\_ **Matriculation agreement.** Describe the purpose for the matriculation agreement and provide a copy of the school’s proposed matriculation agreement signed by all participating charter school(s).

\_\_\_\_\_ **Change name of school.** Provide the school’s proposed new name and provide a statement of understanding of requirement to submit paperwork for and receive change of name with IRS.

\_\_\_\_\_ **Decrease grades served or student enrollment.** Summarize the governing board’s discussion that led to the decision to reduce grade levels or number of students served.

\_\_\_\_\_ **Acceleration of approved growth model, with no additional students.** Briefly describe the need for an acceleration of growth model approved for a future school year.

\_\_\_\_\_ **Change grade configuration, with no additional students.** Provide evidence of the school’s ability to provide a high-quality education to new grade(s). Examples of evidence include course catalog, assessment calendar, teacher licensure and endorsement requirements, current UCAS report, etc.

\_\_\_\_\_ **Technical corrections.** Include a redline version showing new additions and ~~removed language~~. Technical corrections include changes such as spelling, grammar, title for school

employees, name of committees / groups, etc. It may also include re-ordering sections of the application for improved readability and use by the governing board.

\_\_\_\_\_ **Other.** Please describe amendment requests that do not fall into any identified category above. Provide details and supporting documentation as appropriate. Additional information may be requested following review.

5. School mission and purpose(s) (limited to one page):

### **Mission**

In partnership with parents, Mountainville Academy's mission is to employ an educational environment that promotes both academic and personal excellence, appreciation of heritage and cultures, and a love of learning, to assist students in acquiring the confidence, knowledge, skills and character to facilitate life-long learning pursuits and achievements.

### **Vision**

Building tomorrow's leaders one student at a time, through personal and academic excellence.

### **Core Values**

1. **Children First:** We make every decision based on what is best for children.
2. **Build Relationships:** We believe that students benefit when parents, teachers and community work together, embracing individual differences to build unity.
3. **Build Up and Serve Others:** We care more, risk more, dream more, and expect more than others think is possible.
4. **Passion For Academic and Personal Excellence:** We believe that all children learn and achieve excellence when provided with the right tools.

### **Philosophy**

We believe that students benefit when parents and teachers work together in a relationship of trust and cooperation. We recognize that parents are the primary teachers of their children, and our role as a school is to support the parents' efforts. United together, we promote student achievement.

As we seek to promote academic excellence, we believe that all children can learn when provided with the right tools, and that all students will excel through the use of research-based curriculum and proven methodologies with priority given to the language arts and math. We value the unique abilities of each child, and recognize that each child will learn with different learning styles and at his or her own individual pace. In accordance with this belief, we will teach each student by presenting information sequentially at a pace that encourages each student to succeed. Students will master basic concepts and skills through multi-sensory techniques and repeated practice until they are recalled automatically, freeing their minds to progress to the functions of higher learning and conceptual understanding. Assessment will be ongoing, and in the presence of clear and challenging expectations, students will excel and progress from mastery of basic skills, to greater understanding, and finally to expression of that understanding. In following this well-founded and proven classical approach to education, we believe that each child will gain a confidence that comes from the mastery of the basic foundational knowledge that is essential for future pursuits in life.

In striving to promote personal excellence, our school will establish a culture that requires all students to exhibit integrity, responsibility, and respect for others. As students are expected to uphold high standards, we believe that they will develop character and the desire to look outside themselves. We believe that through instilling core values in students, they will be encouraged to develop into contributing members of society as they make personal achievements and follow their lifelong pursuits.

While gaining appreciation of our own unique heritage, we aim to broaden each student’s understanding of other cultures. We further plan to enhance the educational experience of each student through exposure to and familiarity with foreign language, music, and art. We believe these are essential elements to a well-rounded education.

We exist as a school to positively impact the lives of our students. We succeed as a school as our students succeed in their activities after leaving the school.

6. Complete *Minimum Standard* and *Charter Contractual Agreement Goal* tables and provide statement of school adherence to State Charter School Board minimum standards and charter agreement, as found in R277-481 and contractual agreement, respectively. Include governing board corrective action plan where appropriate. (Corrective action plan(s) limited to two pages.)

### Minimum standards

<i>Indicator – Board performance &amp; stewardship</i>		
<b>Measure</b>	<b>Metric</b>	<b>Board Performance</b>
Ethical conduct	Number of board violations of statute, State Board rule, or charter agreement as of date of amendment request submission.	None Known
Regulatory and reporting compliance	Percentage of teachers properly licensed and endorsed for teaching assignment as of date of amendment request submission.	100%
Regulatory and reporting compliance	Percentage of employees and board members with completed criminal background checks as of date of amendment request submission.	100% for Staff 100% for Board, in progress for 1 new board member

<i>Indicator – Financial performance and sustainability</i>		
Audit findings or recommendations	Number of material findings, financial condition findings, or repeated significant findings in prior fiscal year	None Noted
Current assets to total annual operating expenses	$\frac{\text{Current Assets}}{\text{(Total Annual Operating Expenses} \div 360)}$	$\frac{\$666,698}{(\$4,455,756/360)} = 53.87$ As of 6/30/12

### Charter Contractual Agreement goals

<i>Instructions: Insert all charter school goals found in your charter agreement with the State Charter School Board which are not found in other indicator areas. Make certain to include the section and page number where these measures, metrics, and board goals can be found. Also, include the fiscal year for the board performance value. Insert rows as needed.</i>			
Measure	Metric	Board Goal	Board Performance
PROFICIENT IN MATH AND Language ARTS	CRT	85%	85% Math 87% Language Arts
PROFICIENT IN SCIENCE	CRT	75%	82%
PARENT SATISFACTION	Parent Survey Questions	75%	>= 94.6% for all questions

7. Additional information you would like the SCSB to consider:

Our request is based on the premise that having a strong middle school is key to our mission and vision. When we added 9<sup>th</sup> grade a few years ago, our middle school stabilized. However, it is not “full” especially for the top two grades, 8<sup>th</sup> and 9<sup>th</sup>. Our current facilities can accommodate another 50 students making this request possible will little to no additional capital investment. We would like to start in the 2014-15 year.

Our research (talking to parents and students) indicated that there were two primary reasons. One we can address with this request and other is continually being addressed as we expand our elective and after school offerings in the middle school.

- A. Siblings are going to other schools because MA doesn't have enrollment space, this was the number one feedback from parents. MA needs to have most or all siblings going to MA, otherwise the parents sometimes move the older kids (and then take the younger kids to another school). This happens when we are unable to get an entire family into MA across lower and upper grades. We find that if we don't do this, eventually, as the older siblings get into middle school, there is a greater propensity for them to leave and go to a school near their other siblings. By keeping our upper elementary grades full with an additional class(es) we can ensure our middle school grows to its desired and healthy long term enrollment.
- B. Feedback from students and parents also mentioned MA having less “elective” activities and to a lesser degree elective classes. While our focus will continue to be academic vs sports or drama, as examples, as the middle school grows and continues to establish itself, MA will have the ability to expand those offerings as demand and budget allows.

Of note we expect our “Retention percentage” to increase as we allow a higher enrollment of siblings.

8. Provide the name(s) and title(s) of district personnel to whom you provided a copy of your entire amendment request, as well as the date of contact.

Alpine School District  
575 North 100 East  
American Fork, Utah 84003

John C Burton (President)  
[johnburton@alpinedistrict.org](mailto:johnburton@alpinedistrict.org)

**Marlies Burns**  
**Utah State Office of Education**  
**P O Box 144200**  
**Salt Lake City, Utah**  
**84114-4200**

  
\_\_\_\_\_  
Governing Board Chair Signature

9-18-13  
Date

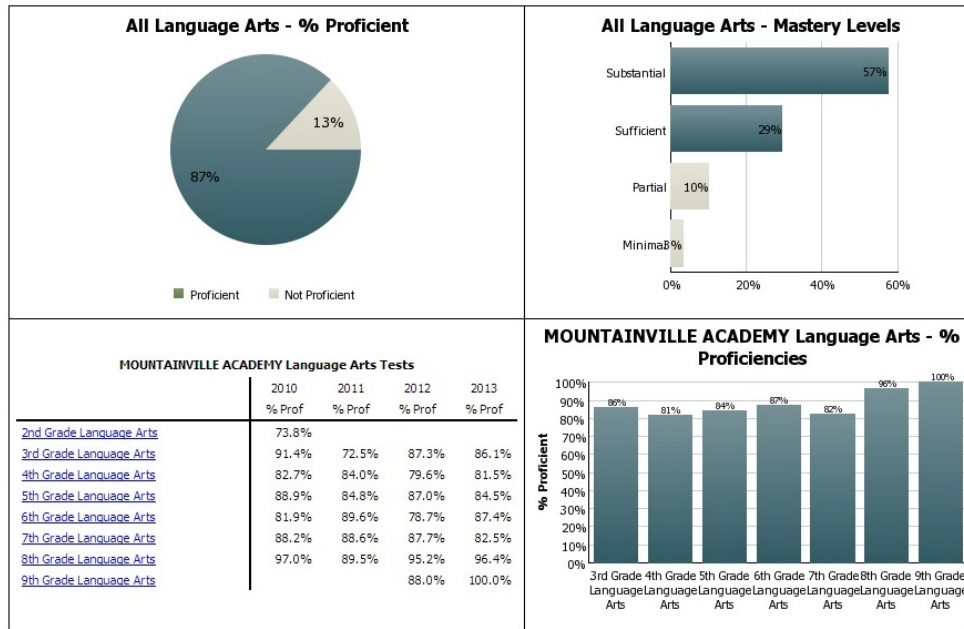
  
\_\_\_\_\_  
Charter School Principal/Director

9/18/13  
Date

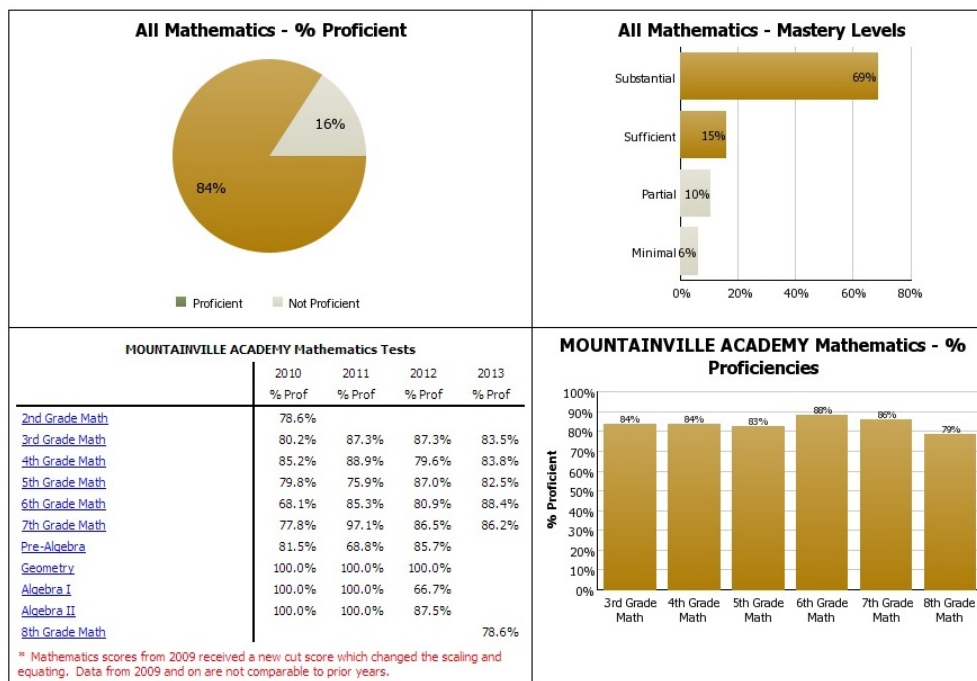
## Attachment A: Proficiency levels on state assessments by subject

The below data should answer most question on this topic. If you would like further breakdown we would be happy to provide that. Note that all of this data is available via public record on the state education web sites.

### Language Arts Proficiency

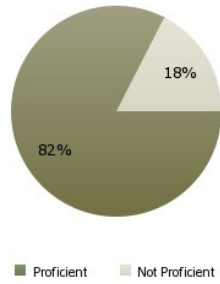


### Mathematics Proficiency

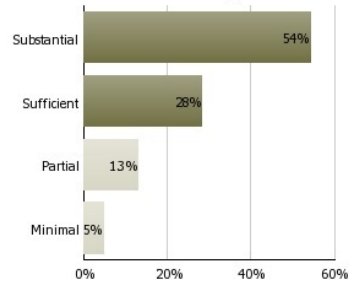


## Science Proficiency

**All Science - % Proficient**



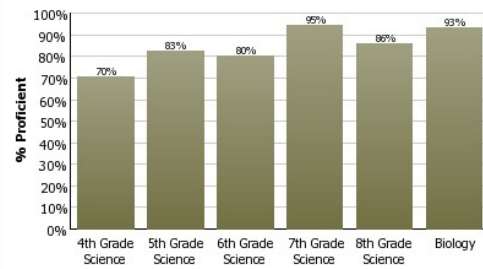
**All Science - Mastery Levels**



**MOUNTAINVILLE ACADEMY Science Tests**

	2010 % Prof	2011 % Prof	2012 % Prof	2013 % Prof
<a href="#">4th Grade Science</a>	74.1%	72.8%	59.2%	70.4%
<a href="#">5th Grade Science</a>	82.8%	84.8%	82.0%	82.5%
<a href="#">6th Grade Science</a>	69.4%	86.3%	74.2%	80.0%
<a href="#">7th Grade Science</a>	73.5%	86.4%	98.2%	94.7%
<a href="#">8th Grade Science</a>	75.8%	81.6%	90.5%	85.7%
<a href="#">Biology</a>			88.0%	93.3%

**MOUNTAINVILLE ACADEMY Science - % Proficiencies**





## Attachment B: Detailed Information on Student Increase Request

*Will this expansion of student enrollment require a new facility or a significant structural change to an existing facility (i.e., requires a USOE facility project number)? If so, provide a detailed facility plan.*

**No Facilities Changes** – the current facilities allow room for up to two more classes of students targeted at 25 students per class.

Note that financially MA will be stronger with the extra students as we can use the same “space” and have more revenue with no capital project costs. While our finances are in good shape, the extra revenue will ensure a strong financial picture moving forward.

MA’s charter mentions serving the family of the student and by allowing more students it will help ensure that the entire family (ie siblings) can be in MA’s school to help strengthen our enrollment and lesson turnover.

Of note is that MA purchased our school building about 18 months ago via a Bond Sale. This bond requires a pretty large “cash on hand” position that stabilizes in another two years. The extra revenue will ensure we can meet our bond commitments (cash reserves, etc.).

*Also provide a copy of the projected budget for all years where student growth is planned.*

**See below for 2014-2015 projected budgets, with 2015 showing the extra students.** Also included is the 2013 budget results.

# Mountainville Academy Budget Projections

FINAL UNAUDITED BUDGET FY 2013	FORECAST BUDGET FY 2014	PROJECTED BUDGET FY 2015
--------------------------------------	-------------------------------	--------------------------------

## REVENUES

<b>1000 REVENUES FROM LOCAL SOURCES</b>				
1200	Local Governmental Units Other Than LEAs			
1310	Tuition From Pupils or Parents			
1320	Tuition from Other LEAs Within the State			
1330	Tuition From Other LEAs Outside the State			
1410	Transportation Fees From Pupils or Parents			
1420	Transportation Fees From Other LEAs Within the State			
1430	Transportation Fees From Other LEAs Outside the State			
1500	Earnings on Investments	1,586	1,600	1,600
1610	Sales to Students (CNP)	-	-	-
1620	Sales to Adults (CNP)			
1630	Other Revenues CNP			
1700	Student Activities	36,952	44,469	48,000
1900	Other Revenues From Local Sources			
1910	Rentals	1,410	1,260	1,260
1920	Contributions and Donations from Private Sources/Foundation	157,554	132,996	133,000
1110	Charter Share of Property Tax			
1940	Textbooks (Sales and Rentals)			
1950	Other Revenues From Other School Districts			
1960	Other Revenues from Other Local Governments			
1980	Refunds of Prior Year Expenditures			
1990	Miscellaneous	13,330	1,210	1,210
<b>TOTAL REVENUES FROM LOCAL SOURCES</b>		<b>210,832</b>	<b>181,535</b>	<b>185,070</b>
<b>3000 REVENUES FROM STATE SOURCES</b>				
<b>Minimum School Programs (From District Summary-Final)</b>				
<b>Regular Basic Programs</b>				
3010	Regular School Program K-12	1,910,299	2,066,135	2,115,545
			-	-
3020	Professional Staff	99,578	107,518	120,586
3025	Administrative Costs		-	-
<b>Restricted Basic Programs</b>				
3105	Special Education -- Add-On	185,410	192,509	197,431
3110	Special Education -- Self-Contained	22,577	16,687	17,394
3115	Pre-School Handicapped		-	-
3120	Extended Year Program -- Severely Disabled	3,684	3,601	3,800
3125	Special Education -- State Programs	483	3,310	3,500
3155	Career & Technology Ed -- Add-On		-	-
3160	Career & Technology Ed -- Set-Aside		-	-
3230	Class Size Reduction (State Funds)	177,301	176,510	181,743
<b>TOTAL BASIC SCHOOL PROGRAM GENERATED</b>				
		<b>2,399,332</b>	<b>2,566,270</b>	<b>2,639,999</b>
<b>Other Minimum School Programs</b>				
3330	Enhance for Accelerated Stud Prog (3211-Gifted & Talented)	2,900	3,124	5,320
3212	Advanced Placement		-	-
3213	Concurrent Enrollment		-	-

3336	At-Risk Enhancement (3215-At-Risk - Student Program)	15,633	11,491	28,288
3218	At-Risk -- Homeless and Minority		-	-
3219	At-Risk -- MESA		-	-
3220	At-Risk -- Gang Prevention		-	-
3221	At-Risk -- Youth-in-Custody		-	-
3255	Quality Teaching Block Grant		-	-
3260	Local Discretionary Block Grant		-	-
3270	Interventions for Student Success Block Grant		-	-
3405	Social Security and Retirement		-	-
3415	Pupil Transportation		-	-
3423	Out-of-State Tuition		-	-
3466	Highly Impacted Schools		-	-
3471	Guarantee on Transportation Levy		-	-
3520	School Land Trust Program	34,167	46,264	50,000
3521	Electronic High School and/or Public Education Online		-	-
3555	Voted Leeway		-	-
3560	Board Leeway		-	-
3805	K-3 Reading Achievement	18,806	19,092	20,000
3522	Job Enhancement		-	-
3867	Charter School Local Replacement	1,280,790	1,266,750	1,361,334
<b>TOTAL MINIMUM SCHOOL PROGRAM GENERATED</b>		<b>3,751,628</b>	<b>3,912,991</b>	<b>4,104,941</b>
<b>TOTAL STATE SUPPORT AMOUNT *</b>		<b>3,751,628</b>	<b>3,912,991</b>	<b>4,104,941</b>
<b>Other State Sources</b>				
3650	Capital Outlay Foundation			
3700	Other Revenues From State Sources (Non-MSP)	346,171	331,624	358,000
3770	School Lunch	-	-	-
3866	Charter School Startup (New in FY06)			
3800	Supplemental / Other Bills	-	-	-
3900	Revenues From Other State Agencies			
<b>TOTAL REVENUES FROM STATE SOURCES</b>		<b>4,097,799</b>	<b>4,244,615</b>	<b>4,462,941</b>

\* Actual Total State Support Amount should correspond with amount reported on the District Summary-Final for the year

<b>4000 REVENUES FROM FEDERAL SOURCES</b>				
4571	Lunch Reimbursement	-	-	-
4572	Lunch Reimbursement (Free & Reduced Meals)	-	-	-
4200	Unrestricted Federal Revenue Through State			
4300	Restricted Revenue Direct From Federal			
4500	Restricted Federal Through State			
4520	Programs for the Disabled (IDEA)	113,065	100,895	115,000
4574	Breakfast Reimbursement			
4590	Donated Commodities (CNP)			
4600	Other Restricted Federal Through State	1,626	-	-
4700	Federal Received Through Other Agencies			
4800	No Child Left Behind (NCLB)	20,540	20,919	28,000
4661	ARRA Programs			
<b>TOTAL REVENUES FROM FEDERAL SOURCES</b>		<b>135,231</b>	<b>121,814</b>	<b>143,000</b>
<b>TOTAL REVENUES</b>		<b>4,443,862</b>	<b>4,547,964</b>	<b>4,791,011</b>

**EXPENDITURES**

<b>1000 INSTRUCTION</b>				
131	Salaries - Teachers	1,472,335	1,418,758	1,490,758

132	Salaries - Substitute Teachers	-	-	-
161	Salaries - Teacher Aides and Paraprofessionals	269,333	285,191	300,191
100	Salaries - All Other	25,982	30,000	32,000
	<b>Total Salaries (100)</b>	<b>1,767,650</b>	<b>1,733,949</b>	<b>1,822,949</b>
210	Retirement	64,170	39,128	41,000
220	Social Security	133,238	136,090	139,456
240	Insurance (Health/Dental/Life)	193,552	210,000	225,000
200	Other Benefits	-	14,000	16,000
	<b>Total Benefits (200)</b>	<b>390,960</b>	<b>399,218</b>	<b>421,456</b>
300	Purchased Professional and Technical Services	75,851	49,658	49,658
400	Purchased Property Services			
500	Other Purchased Services	12,068	10,991	10,991
561	Tuition to Other School Districts Within the State			
562	Tuition to Other School Districts Outside the State			
563	Tuition to Private Schools			
564	Tuition to Educational Service Agencies Within the State			
565	Tuition to Educational Service Agencies Outside the State			
566	Tuition to Charter Schools			
567	Tuition to School Districts for Voucher Payments			
569	Tuition--Other			
	<b>Total Other Purchased Services (500)</b>	<b>12,068</b>	<b>10,991</b>	<b>10,991</b>
600	Supplies	30,432	35,501	35,500
641	Textbooks	26,789	43,049	43,000
	<b>Total Supplies (600)</b>	<b>57,221</b>	<b>78,550</b>	<b>78,500</b>
700	Property (Instructional Equipment)	23,029	37,092	37,000
800	Other Objects		-	
810	Dues and Fees			
	<b>Total Other Objects (800)</b>	<b>-</b>	<b>-</b>	<b>-</b>
	<b>TOTAL INSTRUCTION (1000)</b>	<b>2,326,779</b>	<b>2,309,458</b>	<b>2,420,554</b>

2000 SUPPORT SERVICES

2100 SUPPORT SERVICES - STUDENTS

141	Salaries - Attendance and Social Work Personnel	-		
142	Salaries - Guidance Personnel	38,669	-	-
143	Salaries - Health Services Personnel			
144	Salaries - Psychological Personnel			
152	Salaries - Secretarial and Clerical			
100	Salaries - All Other	-	-	-
	<b>Total Salaries (100)</b>	<b>38,669</b>	<b>-</b>	<b>-</b>
210	Retirement	387	-	-
220	Social Security	2,958	-	-
240	Insurance (Health/Dental/Life)	4,721	-	-
200	Other Benefits	-	-	-
	<b>Total Benefits (200)</b>	<b>8,066</b>	<b>-</b>	<b>-</b>
300	Purchased Professional and Technical Services	94,180	71,000	71,000
400	Purchased Property Services			
500	Other Purchased Services	806	-	-
591	Services Purchased From Another District Within the State			
592	Services Purchased From Another District Outside the State			
	<b>Total Other Purchased Services (500)</b>	<b>806</b>	<b>-</b>	<b>-</b>
600	Supplies	16,590	90	90
700	Property			
800	Other Objects		2,500	2,500
810	Dues and Fees			
	<b>Total Other Objects (800)</b>	<b>-</b>	<b>2,500</b>	<b>2,500</b>

<b>TOTAL STUDENTS (2100)</b>		<b>158,311</b>	<b>73,590</b>	<b>73,590</b>
<b>2200 SUPPORT SERVICES - INSTRUCTIONAL STAFF</b>				
115	Salaries - Supervisors & Directors			
133	Salaries - Sabbatical Leave			
145	Salaries - Media Personnel - Certificated	38,118	36,867	36,867
152	Salaries - Secretarial and Clerical			
162	Salaries - Media Personnel - Noncertificated.			
100	Salaries - All Other			
	<b>Total Salaries (100)</b>	<b>38,118</b>	<b>36,867</b>	<b>36,867</b>
210	Retirement	1,906	1,800	1,800
220	Social Security	2,916	2,820	2,820
240	Insurance (Health/Dental/Life)	4,721	5,000	5,000
200	Other Benefits	-	400	400
	<b>Total Benefits (200)</b>	<b>9,543</b>	<b>10,020</b>	<b>10,020</b>
300	Purchased Professional and Technical Services	-	-	-
400	Purchased Property Services			
500	Other Purchased Services	8,601	-	-
591	Services Purchased From Another District Within the State			
592	Services Purchased From Another District Outside the State			
	<b>Total Other Purchased Services (500)</b>	<b>8,601</b>	<b>-</b>	<b>-</b>
600	Supplies			
644	Library Books	2,461	2,000	2,000
650	Periodicals			
660	Audio Visual Materials			
	<b>Total Supplies (600)</b>	<b>2,461</b>	<b>2,000</b>	<b>2,000</b>
700	Property			
800	Other Objects	61,106	53,800	53,800
810	Dues and Fees			
	<b>Total Other Objects (800)</b>	<b>61,106</b>	<b>53,800</b>	<b>53,800</b>
<b>TOTAL INSTRUCTIONAL STAFF (2200)</b>		<b>119,829</b>	<b>102,687</b>	<b>102,687</b>
<b>2300 SUPPORT SERVICES - SCHOOL WIDE ADMINISTRATION</b>				
110	Salaries - Board and Administration			
115	Salaries - Supervisors and Directors			
152	Salaries - Secretarial and Clerical	-	-	-
100	Salaries - All Other			
	<b>Total Salaries (100)</b>	<b>-</b>	<b>-</b>	<b>-</b>
210	Retirement			
220	Social Security	-	-	-
240	Insurance (Health/Dental/Life)			
200	Other Benefits	-	-	-
	<b>Total Benefits (200)</b>	<b>-</b>	<b>-</b>	<b>-</b>
300	Purchased Professional and Technical Services	21,875	21,350	21,350
400	Purchased Property Services			
500	Other Purchased Services	20,958	20,958	22,320
591	Services Purchased From Another District Within the State			
592	Services Purchased From Another District Outside the State			
	<b>Total Other Purchased Services (500)</b>	<b>20,958</b>	<b>20,958</b>	<b>22,320</b>
600	Supplies			
700	Property			
800	Other Objects			
810	Dues and Fees	-	-	-
	<b>Total Other Objects (800)</b>	<b>-</b>	<b>-</b>	<b>-</b>
<b>TOTAL SCHOOL-WIDE ADMINISTRATION (2300)</b>		<b>42,833</b>	<b>42,308</b>	<b>43,670</b>
		<b>4</b>		

<b>2400 SUPPORT SERVICES - SCHOOL ADMINISTRATION</b>				
121	Salaries - Principals and Assistants	112,307	159,000	159,000
152	Salaries - Secretarial and Clerical	173,293	137,700	137,700
100	Salaries - All Other			
	<b>Total Salaries (100)</b>	<b>285,600</b>	<b>296,700</b>	<b>296,700</b>
210	Retirement	13,882	15,000	15,000
220	Social Security	21,848	22,698	22,698
240	Insurance (Health/Dental/Life)	33,045	51,400	51,400
200	Other Benefits	-	3,367	3,367
	<b>Total Benefits (200)</b>	<b>68,775</b>	<b>92,465</b>	<b>92,465</b>
300	Purchased Professional and Technical Services			
400	Purchased Property Services	6,551	8,000	8,000
500	Other Purchased Services	11,034	12,563	12,563
591	Services Purchased From Another District Within the State			
592	Services Purchased From Another District Outside the State			
	<b>Total Other Purchased Services (500)</b>	<b>11,034</b>	<b>12,563</b>	<b>12,563</b>
600	Supplies	11,302	11,000	11,000
700	Property			
800	Other Objects			
810	Dues and Fees			
	<b>Total Other Objects (800)</b>	<b>-</b>	<b>-</b>	<b>-</b>
	<b>TOTAL SCHOOL ADMINISTRATION (2400)</b>	<b>383,262</b>	<b>420,728</b>	<b>420,728</b>
<b>2500 SUPPORT SERVICES - CENTRAL</b>				
100	Salaries	-	-	-
210	Retirement	-	-	-
220	Social Security	-	-	-
240	Insurance (Health/Dental/Life)			
200	Other Benefits	-	-	-
	<b>Total Benefits (200)</b>	<b>-</b>	<b>-</b>	<b>-</b>
300	Purchased Professional and Technical Services	91,286	96,000	96,000
400	Purchased Property Services	-		
500	Other Purchased Services	4,140	2,381	2,400
591	Services Purchased From Another District Within the State			
592	Services Purchased From Another District Outside the State			
	<b>Total Other Purchased Services (500)</b>	<b>4,140</b>	<b>2,381</b>	<b>2,400</b>
600	Supplies	-	-	-
700	Property	52,952	5,980	5,980
800	Other Objects	11,556	6,600	6,600
810	Dues and Fees	439	470	470
	<b>Total Other Objects (800)</b>	<b>11,995</b>	<b>7,070</b>	<b>7,070</b>
	<b>TOTAL CENTRAL (2500)</b>	<b>160,373</b>	<b>111,431</b>	<b>111,450</b>
<b>2600 SUPPORT SERVICES - OPERATION AND MAINTENANCE OF FACILITIES</b>				
180	Salaries - Operation and Maintenance	60,228	66,263	66,263
100	Salaries - All Other			
	<b>Total Salaries (100)</b>	<b>60,228</b>	<b>66,263</b>	<b>66,263</b>
210	Retirement	-	1,325	1,325
220	Social Security	4,607	5,069	5,069
240	Insurance (Health/Dental/Life)	-	15,500	15,500
200	Other Benefits	-	800	800
	<b>Total Benefits (200)</b>	<b>4,607</b>	<b>22,694</b>	<b>22,694</b>
300	Purchased Professional and Technical Services			
400	Purchased Property Services	26,772	28,650	28,650

500	Other Purchased Services	-	-	-
591	Services Purchased From Another District Within the State			
592	Services Purchased From Another District Outside the State			
	Total Other Purchased Services (500)	-	-	-
600	Supplies	80,703	71,000	71,000
700	Property	980	-	-
800	Other Objects			
810	Dues and Fees			
	Total Other Objects (800)	11,431	-	-
	<b>TOTAL OPERATION AND MAINTENANCE OF FACILITIES (2600)</b>	<b>184,721</b>	<b>188,607</b>	<b>188,607</b>
<b>2700 SUPPORT SERVICES - STUDENT TRANSPORTATION</b>				
152	Salaries - Secretarial and Clerical			
171	Salaries - Supervisors			
172	Salaries - Bus Drivers			
173	Salaries - Mechanics and Other Garage Employees			
174	Salaries - Other (Trainers, etc.)			
	Total Salaries (100)	-	-	-
210	Retirement			
220	Social Security			
240	Insurance (Health / Accident / Life)			
200	Other Benefits			
	Total Benefits (200)	-	-	-
400	Purchased Property Services			
511	Services from Other LEAs (In State)			
512	Services from Other LEAs (Out of State)			
513	Commercial			
514	Student Allowance			
515	Payments in Lieu of Transportation - Subsistence			
516	Payments of Mileage in Lieu of Bus (Dead Miles)			
521	Property Insurance			
522	Liability Insurance			
530	Communications (Telephone and Other)			
580	Travel / Per Diem			
591	Services Purchased From Another District Within the State			
592	Services Purchased From Another District Outside the State			
	Total Other Purchased Services (500)	-	-	-
624	Motor Fuel			
625	Natural Gas			
626	Electricity			
600	Other Supplies			
	Total Supplies (600)	-	-	-
730	Equipment			
732	School Buses			
	Total Property (700)	-	-	-
890	Miscellaneous Expenditures			
891	Training			
	Total Other Objects (800)	-	-	-
	<b>TOTAL STUDENT TRANSPORTATION (2700)</b>	<b>-</b>	<b>-</b>	<b>-</b>
<b>2900 OTHER SUPPORT SERVICES</b>				
100	Salaries			
210	Retirement			
220	Social Security			
240	Insurance (Health / Accident / Life)			

200	Other Benefits			
	Total Benefits (200)	-	-	-
300	Purchased Professional and Technical Services			
400	Purchased Property Services			
500	Other Purchased Services			
591	Services Purchased From Another District Within the State			
592	Services Purchased From Another District Outside the State			
	Total Other Purchased Services (500)	-	-	-
600	Supplies			
700	Property			
800	Other Objects			
810	Dues and Fees			
	Total Other Objects (800)	-	-	-
<b>TOTAL OTHER SUPPORT (2900)</b>		-	-	-
<b>TOTAL SUPPORT SERVICES (2000)</b>		<b>1,049,329</b>	<b>939,351</b>	<b>940,732</b>
<b>3100 FOOD SERVICES</b>				
100	Salaries	430	2,610	2,610
210	Retirement			
220	Social Security	33	200	200
240	Insurance (Health/Dental/Life)			
200	Other Benefits		100	100
	Total Benefits (200)	<b>33</b>	<b>300</b>	<b>300</b>
300	Purchased Professional and Technical Services			
400	Purchased Property Services			
500	Other Purchased Services	-	-	-
600	Non-Food Supplies			
630	Food	-	-	-
	Total Supplies (600)	-	-	-
700	Property			
780	Depreciation - Enterprise Funds			
	Total Property (700)	-	-	-
800	Other Objects			
810	Dues and Fees			
	Total Other Objects (800)	-	-	-
<b>TOTAL EXPENDITURES, 49 or 51 FOOD SERVICE FUND</b>		<b>463</b>	<b>2,910</b>	<b>2,910</b>
<b>3300 COMMUNITY SERVICES</b>				
100	Salaries			
210	Retirement			
220	Social Security			
240	Insurance (Health/Dental/Life)			
200	Other Benefits			
	Total Benefits (200)	-	-	-
300	Purchased Professional and Technical Services			
400	Purchased Property Services			
500	Other Purchased Services			
600	Supplies			
700	Property			
800	Other Objects			
810	Dues and Fees			
	Total Other Objects (800)	-	-	-
<b>TOTAL COMMUNITY SERVICES (3300)</b>		-	-	-
<b>4502 BUILDING ACQUISITION AND CONSTRUCTION</b>				
100	Salaries			



210	Retirement			
220	Social Security			
240	Insurance (Health/Dental/Life)			
200	Other Benefits			
	Total Benefits (200)	-	-	-
300	Purchased Professional and Technical Services			
400	Purchased Property Services			
460	Construction and Remodeling			
	Total Property (400)	-	-	-
500	Other Purchased Services			
600	Supplies - New Buildings			
641	Textbooks - New Buildings			
644	Library Books-New Libraries			
	Total Supplies (600)	-	-	-
710	Land and Improvements	71,615	-	-
720	Buildings			
731	Machinery			
732	School Buses			
733	Furniture and Fixtures			
734	Technology Equipment	-	-	-
735	Non-Bus Vehicles			
739	Other Equipment			
	Total Property (700)	71,615	-	-
800	Other Objects			
	Total Other Objects (800)	-	-	-
	<b>TOTAL BUILDING ACQUISITION AND CONSTRUCTION - (4500)</b>	<b>71,615</b>	<b>-</b>	<b>-</b>
<b>5000 DEBT SERVICE</b>				
830	Interest	756,566	756,800	756,800
840	Redemption of Principal	273,112	272,940	272,940
845	Debt Issuance Costs on Refunding			
890	Miscellaneous Expenditures	19,182	10,522	10,522
	<b>TOTAL EXPENDITURES, 31 DEBT SERVICE FUND</b>	<b>1,048,860</b>	<b>1,040,262</b>	<b>1,040,262</b>
	<b>TOTAL OTHER FINANCING SOURCES (USES) AND OTHER ITEMS</b>	<b>-</b>	<b>-</b>	<b>-</b>
	<b>TOTAL EXPENSES</b>	<b>4,497,046</b>	<b>4,291,981</b>	<b>4,404,458</b>

**OTHER FINANCING**

<b>5000 OTHER FINANCING SOURCES (USES)</b>				
5110	Face Amount of Bonds Issued			
5120	Premium or (Discount) on Bonds Issued			
5300	Proceeds From Sale of Capital Assets			
5400	Loan Proceeds			
5500	Capital Lease Proceeds			
5900	Other Financing Sources (Uses) (Add Explanation)			
<b>6000 OTHER ITEMS</b>				
6100	Capital Contributions			
6300	Special Items			
6400	Extraordinary Items			

**SUMMARY - Charter School**

<b>REVENUES BY SOURCE</b>				
1000	Total Local	210,832	181,535	185,070
3000	Total State	4,097,799	4,244,615	4,462,941
4000	Total Federal	135,231	121,814	143,000
<b>TOTAL REVENUES</b>		<b>4,443,862</b>	<b>4,547,964</b>	<b>4,791,011</b>
<b>EXPENDITURES BY OBJECT</b>				
100	Salaries	2,190,695	2,136,389	2,225,389
200	Employee Benefits	481,984	524,697	546,935
300	Purchased Professional and Technical Services	283,192	238,008	238,008
400	Purchased Property Services	33,323	36,650	36,650
500	Other Purchased Services	57,607	46,893	48,274
600	Supplies	168,277	162,640	162,590
700	Property	148,576	43,072	42,980
800	Other Objects	1,133,392	1,103,632	1,103,632
<b>TOTAL EXPENDITURES</b>		<b>4,497,046</b>	<b>4,291,981</b>	<b>4,404,458</b>
<b>EXCESS (DEFICIENCY) OF REVENUES OVER (UNDER) EXPENDITURES</b>		<b>(53,184)</b>	<b>255,983</b>	<b>386,553</b>
<b>OTHER FINANCING SOURCES (USES) AND OTHER ITEMS</b>		<b>-</b>	<b>-</b>	<b>-</b>
<b>NET CHANGE IN FUND BALANCE</b>		<b>(53,184)</b>	<b>255,983</b>	<b>386,553</b>
<b>FUND BALANCE - BEGINNING (From Prior Year)</b>		<b>353,197</b>	<b>484,022</b>	<b>691,702</b>
<b>Adjustments to Beginning Fund Balance (Attach Detail)</b>				
<b>FUND BALANCE - ENDING</b>		<b>300,013</b>	<b>740,005</b>	<b>1,078,255</b>