

# AMENDMENT REQUEST

## Utah State Board of Education

The Utah State Charter School Board (SCSB) is charged with authorizing, monitoring, evaluating, and dismissing charters of public schools in Utah. Its work is under the direct supervision of the Utah State Board of Education (USBE) per Utah Code 53A-1a-501.5.

1. Charter School WEILENMANN SCHOOL OF DISCOVERY
2. Street Address 4237 WEST KILBY ROAD Phone 435.575.5411
3. City PARK CITY County SUMMIT
4. This is a school located in an area:      ( X ) Rural                      ( ) Urban
5. Chief School Officer MARY KIMBALL Phone Ext. 109
6. The Charter school is located in which school district? PARK CITY

7. List or attach all sponsors and/or founders of the charter school;

Attached

8. List or attach all duly elected, current board directors of the school:

<u>Dallis A. Nordstrom, Chair</u>	<u>Sancy Leachman</u>	<u>Rob Baker</u>
<u>Robert Neubecker, V. Chair</u>	<u>Jeremy Lund</u>	<u>Cindy Levine</u>
<u>Noah Levine</u>	<u>Merry Fusselman</u>	<u>Derek Wilson</u>
<u>Peter Smaha</u>	<u>Suzy Reighard</u>	

9. Requested amendment to charter.

Weilenmann School of Discovery's approved charter stipulates a maximum capacity of 24 students per classroom. We would like to amend this to 25 students per classroom, for budgetary reasons, as we have minimal reserves for 2011-2012. Please note that we do budget conservatively, and came in under budget for 2010-2011. This change will not affect our total approved student enrollment.

10. a) Summary description of charter school:

Weilenmann School of Discovery offers students in grades K – 8 opportunities for academic excellence, intellectual inquiry, artistic expression, creativity and discovery, and a strong connection to the natural world. Weilenmann welcomes all students and promotes engaged, active and effective

learning that will prepare them for the 21<sup>st</sup> Century by hiring and developing master Teachers; integrating technologies, media, science, visual and performing arts into the core curriculum; utilizing the awe and wonder of nature to enhance the educational experience, and rigorously assessing performance of students and teachers with respect to the achievement of these goals.

b) How many students will the charter school serve and what grades?

599 students in grades K – 8; Kindergarten, 72; Grades 1 – 5, 75 each grade; Grade 6, 52; Grades 7 - 8, 50 each grade

c) The charter school's current grade configuration is:

Grades K – 5: Lower School

Grades 6 – 8: Middle School

d) Does the charter school's grade configuration align with the local school district configuration?

No, Park City School Districts serves grades 6 – 7 at Middle School and grades 8 – 9 in Junior High.

e) Percentage of minority students at charter school:

7%. Park City School District was at 17% for 2010-2011 school year.

f) Percentage of special education students at charter school:

As of December 1, we had 8.2%, but continued to assess and enroll students into our Special Education program during the year. By year's end 2011, our estimated percentage was 11%.

g) Additional information:

11. What makes this school unique or needed?

In Lower School, our homeroom teachers teach only the core subjects of Language Arts, Math and Social Studies. All other subjects are taught by teachers who are talented educators in their fields of study, such as Music, PE, Art and Science. A component of the Lower School K-2 reading program is based on homogenous grouping. Students receive phonics instruction through the *Foundations* program, which is taught by reading assistants. Classroom teachers focus on the other four reading components in their small groups. The *Foundations* program supports the Wilson Reading program used in our Special Ed instruction. Two days per week we flex group in our math program to support individualized instruction and to teach concepts more deeply and apply thinking to problem solving strategies. All Lower School students receive instruction in adaptive reading and math technology programs. This instruction is 30 minutes each day.

In addition, because of the natural mountain setting of our school, as well as its mission, it is important for us to be able to offer our Lower and Middle School students an outdoor educational experience as part of the curriculum.

Our Middle School is unique due to its small size. This allows us to individualize instruction and focus more effectively on students as learners within this program. Our PE program has two components, Outdoor Education and PE Adventure, which is an off campus program utilizing local venues to mountain bike, rock climb, swim, ski, ski jump, play soccer, do gymnastics, etc.

We use NWEA testing results, Dibels Next Edition, and various other testing methods in addition to state required standardized tests to monitor student progress.

12. Is the schools' curriculum fully aligned with the Utah State Core Curriculum? If not, in what areas does the school deviate from the Core?

Yes

13. How does the school address the needs of students with disabilities who will need Special Education services?

We have a full time Special Education Director, in addition to a school psychologist, occupational therapist, school nurse, and paraprofessionals to attend to the needs of all students. This program is under the direction of the school Assistant Principal. We use the three-tiered approach to meeting student needs. A Tier II coordinator manages all progress monitoring, teaching of identified Tier II students, and collaborating with and training of all teachers. The coordinator meets with the principal and assistant principal to review progress monitoring and testing results. Together, they review and address patterns in testing and begin to create possible intervention plans. Teachers are then invited to meet with the administrative team to finalize intervention plans for students. Teacher teams meet monthly to review student progress and to determine if a referral to SPED is necessary. RTI teams meet monthly to review and discuss all referrals and develop plan of action.

14. Provide a copy of current school year budget and projected budget with amendments. **Attached.**

15. Provide a copy of most recent UPASS state academic information. You may attach additional academic information if desired.

We are completing our first year and do not yet have access to this information.

16. Who performs the financial accounting for the school (by name) and what are his/her credentials for accounting?

Lincoln Fillmore of Charter Solutions. Resume attached.

17. Provide the name and title of district personnel to whom you provided a copy of your entire amendment request, as well as the date of contact.


Dr. Ray Timothy, Park City School District Superintendent, July 15, 2011.

---

Charter School Board Representative Signature

---

Date

  
Charter School Principal/Director

7/14/11  
Date

In addition, because of the natural mountain setting of our school, as well as it's mission, it is important for us to be able to offer our Lower and Middle School students an outdoor educational experience as part of the curriculum. Our Middle School is unique due to its small size. This allows us to individualize instruction and focus more effectively on students as learners within this program. Our PE program has two components, Outdoor Education and PE Adventure, which is an off campus program utilizing local venues to mountain bike, rock climb, swim, ski, ski jump, play soccer, do gymnastics, etc.

We use NWEA testing results, Dibels Next Edition, and various other testing methods in addition to state required standardized tests to monitor student progress.

12. Is the schools' curriculum fully aligned with the Utah State Core Curriculum? If not, in what areas does the school deviate from the Core? **Yes**


13. How does the school address the needs of students with disabilities who will need Special Education services? **We have a full time Special Education Director, in addition to a school psychologist, occupational therapist, school nurse, and paraprofessionals to attend to the needs of all students. This program is under the direction of the school Assistant Principal. We use the three-tiered approach to meeting student needs. A Tier II coordinator manages all progress monitoring, teaching of identified Tier II students, and collaborating with and training of all teachers. The coordinator meets with the principal and assistant principal to review progress monitoring and testing results. Together, they review and address patterns in testing and begin to create possible intervention plans. Teachers are then invited to meet with the administrative team to finalize intervention plans for students. Teacher teams meet monthly to review student progress and to determine if a referral to SPED is necessary. RTI teams meet monthly to review and discuss all referrals and develop plan of action.**


14. Provide a copy of current school year budget and projected budget with amendments. **Attached.**

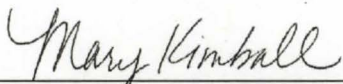
15. Provide a copy of most recent UPASS state academic information. You may attach additional academic information if desired. **We are completing our first year and do not yet have access to this information.**

16. Who performs the financial accounting for the school (by name) and what are his/her credentials for accounting? **Lincoln Fillmore of Charter Solutions. Resume attached.**

17. Provide the name and title of district personnel to whom you provided a copy of your entire amendment request, as well as the date of contact. **Dr. Ray Timothy, Park City School District Superintendent, July 15, 2011.**

  
\_\_\_\_\_  
Charter School Board Representative Signature

  
\_\_\_\_\_  
Date

  
\_\_\_\_\_  
Charter School Principal/Director

  
\_\_\_\_\_  
Date

# LINCOLN FILLMORE

## EXPERIENCE

---

2007 to Present Charter Solutions Sandy, UT

*President*

Having worked in all facets of school operation—classroom, administration, and business—I started an independent company that helps charter schools save money on non-instructional operations so they can invest more in classrooms. I help charter schools operate more efficiently by using shared resources and leveraging expertise for the benefit of all schools.

2005 to 2007 Navigator Pointe Academy West Jordan, UT

*Business Manager*

I entered the charter school industry after several years in private education. As business manager, I oversaw financial and human resource functions, and ensured regulatory compliance with governmental and authorizing agencies. Experience as a teacher and principal was valuable in this position because it helped me focus on the overall goal of student achievement within the academic program. All financial or business office decisions must be made with an eye on the school's vision and mission.

2000 to 2005 Challenger School Sandy, UT

*Teacher and Principal*

After teaching for two years I was promoted to principal, first at Challenger's campus in Orem, Utah, then after another two years to its flagship campus in Sandy. This position involved management of all aspects to create a outstanding school with excellent teachers. This included management of human resources, budgets, payroll, inventory, physical facilities maintenance, and information technology, working in concert with departments at the region office. I managed the school's operating budget and maximized human and physical resources to improve the financial picture in conjunction with increased enrollment. Beyond empirical data, a school is the measure of its students and its teachers. I won the confidence of both through effective management, training, and organization.

## EDUCATION

---

1995-1999 University of Utah Salt Lake City, UT

Bachelor of Science in Mass Communication.

## PUBLIC SERVICE

---

- Board of Directors: Utah Association of Public Charter Schools
- Board of Directors: Utah Virtual Academy
- Board of Directors: Parents for Choice in Education
- Public Address Announcer: Orem Owlz



# ANNUAL FINANCIAL REPORT

53A-3-303

## Utah Charter Schools

### For Fiscal Year Ending June 30, 2012

BUDGET 53A-19-101  
5/16/2011                      6/20/2011  
 Date of Hearing                      Date of Adoption

ACTUAL 53A-3-404                      \_\_\_\_\_  
 Last Date Budget Amended by Board

\_\_\_\_\_  
**6G Weilenmann School of Discovery**  
 Entity

Christopher Ord    6/24/2011  
 Prepared by    Date

chrisord@wsdpc.org  
 email address

I certify that the data contained in this report  
 are true and correct to the best of my knowledge.

\_\_\_\_\_  
 Signature of Business Administrator:    Date

Return the **Budget** report (paper copy)  
 by **July 15** to:

1. Utah State Auditor  
 c/o Kent Godfrey  
 Utah State Capitol Complex  
 East Office Building, Suite E310  
 Salt Lake City, Utah 84114
2. Electronic copy to von.hortin@schools.utah.gov

Return the **Actual** report by **October 1** to:

1. School Finance & Statistics  
 Von Hortin    -OR-    Sean Thomas  
[von.hortin@schools.utah.gov](mailto:von.hortin@schools.utah.gov)    [sean.thomas@schools.utah.gov](mailto:sean.thomas@schools.utah.gov)
2. Utah State Auditor  
 c/o Kent Godfrey  
 Utah State Capitol Complex  
 East Office Building, Suite E310  
 Salt Lake City, Utah 84114

**ANNUAL FINANCIAL REPORT**

<b>6G Weilenmann School of Discovery CHARTER SCHOOL</b>		<b>Balances at June 30, 2010</b>	<b>Balances at June 30, 2011</b>
<b>BALANCE SHEET</b>			
<b>8100 ASSETS</b>			
8110	Cash in Banks and On Hand		
8120	Investments		
8131	Receivables - Other Local		
8133	Receivables - State		
8134	Receivables - Federal		
8140	Inventories		
8150	Prepaid Expenditures		
8190	Other Assets		
<b>TOTAL ASSETS</b>		-	-
<b>9500 LIABILITIES</b>			
9505	Negative Cash Balance		
9510	Accounts Payable		
9530	Accrued Expenditures		
9540	Accrued Salaries and Withholdings		
9561	Deferred Revenues - Other Local		
9563	Deferred Revenues - State		
9564	Deferred Revenues - Federal		
9590	Other Liabilities		
<b>TOTAL LIABILITIES</b>		-	-
<b>9800 FUND BALANCES</b>			
9841	Reserved for Encumbrances and Commitments		
9842	Reserved for Inventories		
9845	Reserved for Prepaid Expenditures		
9846	Reserved		
9847	Reserved		
9848	Reserved for Other		
9851	Unreserved, Designated for Undistributed Reserve *		
9852	Unreserved, Designated for Unrestricted Programs		
9853	Unreserved, Designated for Employee Benefit Obligations		
9854	Unreserved, Designated for Other		
9859	Unreserved, Undesignated Fund Balance		
<b>TOTAL FUND BALANCES</b>		-	-
<b>TOTAL LIABILITIES AND FUND BALANCES</b>		-	-

\* Appropriation of the undesignated reserve may be made to any expenditure classification by a majority vote of the board setting forth the reasons for the appropriation. The board shall file a copy of the resolution with the State Board of Education and the State Auditor.

Amount Appropriated

Date Filed

\_\_\_\_\_  
\_\_\_\_\_  
\_\_\_\_\_

\_\_\_\_\_  
\_\_\_\_\_  
\_\_\_\_\_

<b>6G Weilenmann School of Discovery CHARTER SCHOOL</b>	<b>ACTUAL FY 2010</b>	<b>FINAL BUDGET FY 2011</b>	<b>ACTUAL FY 2011</b>	<b>ORIGINAL BUDGET FY 2012</b>
---	---------------------------	-------------------------------------	---------------------------	--

**REVENUES**

<b>1000 REVENUES FROM LOCAL SOURCES</b>				
1200	Local Governmental Units Other Than LEAs			
1310	Tuition From Pupils or Parents			
1320	Tuition from Other LEAs Within the State			
1330	Tuition From Other LEAs Outside the State			
1410	Transportation Fees From Pupils or Parents			
1420	Transportation Fees From Other LEAs Within the State			
1430	Transportation Fees From Other LEAs Outside the State			
1500	Earnings on Investments		500	1,000
1610	Sales to Students (CNP)		63,000	90,000
1620	Sales to Adults (CNP)			
1630	Other Revenues CNP			
1700	Student Activities		75,290	101,000
1900	Other Revenues From Local Sources			
1910	Rentals			195,000

**ANNUAL FINANCIAL REPORT**

<b>6G Weilenmann School of Discovery CHARTER SCHOOL</b>		<b>ACTUAL FY 2010</b>	<b>FINAL BUDGET FY 2011</b>	<b>ACTUAL FY 2011</b>	<b>ORIGINAL BUDGET FY 2012</b>
1920	Contributions and Donations from Private Sources/Foundation		415,200		201,340
1110	Charter Share of Property Tax				
1940	Textbooks (Sales and Rentals)				
1950	Other Revenues From Other School Districts				
1960	Other Revenues from Other Local Governments				
1980	Refunds of Prior Year Expenditures				
1990	Miscellaneous				
<b>TOTAL REVENUES FROM LOCAL SOURCES</b>		-	<b>553,990</b>	-	<b>588,340</b>
<b>3000 REVENUES FROM STATE SOURCES</b>					
<b>Minimum School Programs (From District Summary-Final)</b>					
<b>Regular Basic Programs</b>					
3010	Regular School Program K-12		1,223,379		1,463,345
3020	Professional Staff		42,819		58,534
3025	Administrative Costs				
<b>Restricted Basic Programs</b>					
3105	Special Education -- Add-On		115,965		132,490
3110	Special Education -- Self-Contained		54,117		5,614
3115	Pre-School Handicapped				
3120	Extended Year Program -- Severely Disabled				2,682
3125	Special Education -- State Programs				
3155	Career & Technology Ed -- Add-On				
3160	Career & Technology Ed -- Set-Aside				
3230	Class Size Reduction (State Funds)		124,814		134,541
<b>TOTAL BASIC SCHOOL PROGRAM GENERATED</b>					
		-	<b>1,561,094</b>	-	<b>1,797,206</b>
<b>Other Minimum School Programs</b>					
3330	Enhance for Accelerated Stud Prog (3211-Gifted & Talented)		1,661		1,825
3212	Advanced Placement				
3213	Concurrent Enrollment				
3336	At-Risk Enhancement (3215-At-Risk - Student Program)		1,876		3,743
3218	At-Risk -- Homeless and Minority				26
3219	At-Risk -- MESA				
3220	At-Risk -- Gang Prevention				
3221	At-Risk -- Youth-in-Custody				
3255	Quality Teaching Block Grant				
3260	Local Discretionary Block Grant				
3270	Interventions for Student Success Block Grant		9,558		10,171
3405	Social Security and Retirement				
3415	Pupil Transportation				
3423	Out-of-State Tuition				
3466	Highly Impacted Schools				
3471	Guarantee on Transportation Levy				
3520	School Land Trust Program				20,594
3521	Electronic High School and/or Public Education Online				
3555	Voted Leeway				
3560	Board Leeway				
3805	K-3 Reading Achievement		11,152		11,430
3522	Job Enhancement				
3867	Charter School Local Replacement		884,400		1,015,089
<b>TOTAL MINIMUM SCHOOL PROGRAM GENERATED</b>					
		-	<b>2,469,741</b>	-	<b>2,860,084</b>
<b>TOTAL STATE SUPPORT AMOUNT *</b>					
		-	<b>2,469,741</b>	-	<b>2,860,084</b>
<b>Other State Sources</b>					
3650	Capital Outlay Foundation				
3700	Other Revenues From State Sources (Non-MSP)		1,855		2,703
3770	School Lunch				
3866	Charter School Startup (New in FY06)				
3800	Supplemental / Other Bills		321,722		244,545
3900	Revenues From Other State Agencies				
<b>TOTAL REVENUES FROM STATE SOURCES</b>					
		-	<b>2,793,318</b>	-	<b>3,107,332</b>

\* Actual Total State Support Amount should correspond with amount reported on the District Summary-Final for the year

<b>4000 REVENUES FROM FEDERAL SOURCES</b>					
4571	Lunch Reimbursement				



**ANNUAL FINANCIAL REPORT**

<b>6G Weilenmann School of Discovery CHARTER SCHOOL</b>		<b>ACTUAL FY 2010</b>	<b>FINAL BUDGET FY 2011</b>	<b>ACTUAL FY 2011</b>	<b>ORIGINAL BUDGET FY 2012</b>
4572	Lunch Reimbursement (Free & Reduced Meals)				
4200	Unrestricted Federal Revenue Through State				
4300	Restricted Revenue Direct From Federal				
4500	Restricted Federal Through State				
4520	Programs for the Disabled (IDEA)		36,319		77,000
4574	Breakfast Reimbursement				
4590	Donated Commodities (CNP)				
4600	Other Restricted Federal Through State		331,135		150,000
4700	Federal Received Through Other Agencies				50,000
4800	No Child Left Behind (NCLB)		4,556		3,700

**ANNUAL FINANCIAL REPORT**

<b>6G Weilenmann School of Discovery CHARTER SCHOOL</b>	<b>ACTUAL FY 2010</b>	<b>FINAL BUDGET FY 2011</b>	<b>ACTUAL FY 2011</b>	<b>ORIGINAL BUDGET FY 2012</b>
4661 ARRA Programs				
<b>TOTAL REVENUES FROM FEDERAL SOURCES</b>	-	<b>372,010</b>	-	<b>280,700</b>
<b>TOTAL REVENUES</b>	-	<b>3,719,318</b>	-	<b>3,976,372</b>

**EXPENDITURES**

<b>1000 INSTRUCTION</b>				
131 Salaries - Teachers		1,089,740		1,339,287
132 Salaries - Substitute Teachers		15,000		18,000
161 Salaries - Teacher Aides and Paraprofessionals		101,676		142,610
100 Salaries - All Other				
Total Salaries (100)	-	<b>1,206,416</b>	-	<b>1,499,897</b>
210 Retirement		42,186		51,085
220 Social Security		91,620		114,742
240 Insurance (Health/Dental/Life)		137,409		157,694
200 Other Benefits		28,744		20,999
Total Benefits (200)	-	<b>299,959</b>	-	<b>344,520</b>
300 Purchased Professional and Technical Services		73,500		110,200
400 Purchased Property Services				
500 Other Purchased Services		6,000		6,000
561 Tuition to Other School Districts Within the State				
562 Tuition to Other School Districts Outside the State				
563 Tuition to Private Schools				
564 Tuition to Educational Service Agencies Within the State				
565 Tuition to Educational Service Agencies Outside the State				
566 Tuition to Charter Schools				
567 Tuition to School Districts for Voucher Payments				
569 Tuition--Other				
Total Other Purchased Services (500)	-	<b>6,000</b>	-	<b>6,000</b>
600 Supplies		37,855		33,880
641 Textbooks		165,000		48,900
Total Supplies (600)	-	<b>202,855</b>	-	<b>82,780</b>
700 Property (Instructional Equipment)		219,459		108,097
800 Other Objects		17,000		28,500
810 Dues and Fees				
Total Other Objects (800)	-	<b>17,000</b>	-	<b>28,500</b>
<b>TOTAL INSTRUCTION (1000)</b>	-	<b>2,025,189</b>	-	<b>2,179,994</b>
<b>2000 SUPPORT SERVICES</b>				
<b>2100 SUPPORT SERVICES - STUDENTS</b>				
141 Salaries - Attendance and Social Work Personnel				
142 Salaries - Guidance Personnel				
143 Salaries - Health Services Personnel				
144 Salaries - Psychological Personnel				
152 Salaries - Secretarial and Clerical				
100 Salaries - All Other				
Total Salaries (100)	-	-	-	-
210 Retirement				
220 Social Security				
240 Insurance (Health/Dental/Life)				
200 Other Benefits				
Total Benefits (200)	-	-	-	-
300 Purchased Professional and Technical Services				
400 Purchased Property Services				
500 Other Purchased Services		2,500		
591 Services Purchased From Another District Within the State				
592 Services Purchased From Another District Outside the State				
Total Other Purchased Services (500)	-	<b>2,500</b>	-	-
600 Supplies		1,000		500
700 Property				
800 Other Objects				
810 Dues and Fees				
Total Other Objects (800)	-	-	-	-
<b>TOTAL STUDENTS (2100)</b>	-	<b>3,500</b>	-	<b>500</b>
<b>2200 SUPPORT SERVICES - INSTRUCTIONAL STAFF</b>				
115 Salaries - Supervisors & Directors				
133 Salaries - Sabbatical Leave				
145 Salaries - Media Personnel - Certificated		12,000		21,000
152 Salaries - Secretarial and Clerical				

**ANNUAL FINANCIAL REPORT**

<b>6G Weilenmann School of Discovery CHARTER SCHOOL</b>		<b>ACTUAL FY 2010</b>	<b>FINAL BUDGET FY 2011</b>	<b>ACTUAL FY 2011</b>	<b>ORIGINAL BUDGET FY 2012</b>
162	Salaries - Media Personnel - Noncertificated.				
100	Salaries - All Other				
	Total Salaries (100)	-	<b>12,000</b>	-	<b>21,000</b>
210	Retirement		420		715
220	Social Security		911		1,607
240	Insurance (Health/Dental/Life)		1,367		2,208
200	Other Benefits		286		294
	Total Benefits (200)	-	<b>2,984</b>	-	<b>4,824</b>
300	Purchased Professional and Technical Services				
400	Purchased Property Services				

ANNUAL FINANCIAL REPORT

<b>6G Weilenmann School of Discovery CHARTER SCHOOL</b>		<b>ACTUAL FY 2010</b>	<b>FINAL BUDGET FY 2011</b>	<b>ACTUAL FY 2011</b>	<b>ORIGINAL BUDGET FY 2012</b>
500	Other Purchased Services				
591	Services Purchased From Another District Within the State				
592	Services Purchased From Another District Outside the State				
	Total Other Purchased Services (500)	-	-	-	-
600	Supplies		148		155
644	Library Books		25,000		5,000
650	Periodicals				
660	Audio Visual Materials				
	Total Supplies (600)	-	25,148	-	5,155
700	Property		1,825		1,163
800	Other Objects				
810	Dues and Fees				
	Total Other Objects (800)	-	-	-	-
	<b>TOTAL INSTRUCTIONAL STAFF (2200)</b>	-	<b>41,957</b>	-	<b>32,142</b>
<b>2300 SUPPORT SERVICES - SCHOOL WIDE ADMINISTRATION</b>					
110	Salaries - Board and Administration				
115	Salaries - Supervisors and Directors				
152	Salaries - Secretarial and Clerical				
100	Salaries - All Other				
	Total Salaries (100)	-	-	-	-
210	Retirement				
220	Social Security				
240	Insurance (Health/Dental/Life)				
200	Other Benefits				
	Total Benefits (200)	-	-	-	-
300	Purchased Professional and Technical Services				
400	Purchased Property Services				
500	Other Purchased Services				
591	Services Purchased From Another District Within the State				
592	Services Purchased From Another District Outside the State				
	Total Other Purchased Services (500)	-	-	-	-
600	Supplies				
700	Property				
800	Other Objects				
810	Dues and Fees				
	Total Other Objects (800)	-	-	-	-
	<b>TOTAL SCHOOL-WIDE ADMINISTRATION (2300)</b>	-	-	-	-
<b>2400 SUPPORT SERVICES - SCHOOL ADMINISTRATION</b>					
121	Salaries - Principals and Assistants		88,000		92,400
152	Salaries - Secretarial and Clerical		128,200		116,942
100	Salaries - All Other				
	Total Salaries (100)	-	216,200	-	209,342
210	Retirement		7,560		7,130
220	Social Security		16,419		16,015
240	Insurance (Health/Dental/Life)		24,625		22,009
200	Other Benefits		5,151		2,931
	Total Benefits (200)	-	53,755	-	48,085
300	Purchased Professional and Technical Services		7,800		22,500
400	Purchased Property Services		574,045		650,383
500	Other Purchased Services		8,000		15,500
591	Services Purchased From Another District Within the State				
592	Services Purchased From Another District Outside the State				
	Total Other Purchased Services (500)	-	8,000	-	15,500
600	Supplies		8,662		5,546
700	Property		32,877		11,598
800	Other Objects		12,100		2,600
810	Dues and Fees		3,400		4,450
	Total Other Objects (800)	-	15,500	-	7,050
	<b>TOTAL SCHOOL ADMINISTRATION (2400)</b>	-	<b>916,839</b>	-	<b>970,004</b>
<b>2500 SUPPORT SERVICES - CENTRAL</b>					
100	Salaries		79,000		79,000
210	Retirement		2,763		2,691
220	Social Security		6,000		6,044
240	Insurance (Health/Dental/Life)		8,998		8,306
200	Other Benefits		1,882		1,106
	Total Benefits (200)	-	19,643	-	18,147
300	Purchased Professional and Technical Services		97,000		85,000
400	Purchased Property Services				
500	Other Purchased Services		23,800		22,500

**ANNUAL FINANCIAL REPORT**

<b>6G Weilenmann School of Discovery CHARTER SCHOOL</b>		<b>ACTUAL FY 2010</b>	<b>FINAL BUDGET FY 2011</b>	<b>ACTUAL FY 2011</b>	<b>ORIGINAL BUDGET FY 2012</b>
591	Services Purchased From Another District Within the State				
592	Services Purchased From Another District Outside the State				
	Total Other Purchased Services (500)	-	<b>23,800</b>	-	<b>22,500</b>
600	Supplies		973		584
700	Property		12,014		4,377
800	Other Objects				
810	Dues and Fees				
	Total Other Objects (800)	-	-	-	-
<b>TOTAL CENTRAL (2500)</b>		-	<b>232,430</b>	-	<b>209,608</b>

**ANNUAL FINANCIAL REPORT**

<b>6G Weilenmann School of Discovery CHARTER SCHOOL</b>	<b>ACTUAL FY 2010</b>	<b>FINAL BUDGET FY 2011</b>	<b>ACTUAL FY 2011</b>	<b>ORIGINAL BUDGET FY 2012</b>
<b>2600 SUPPORT SERVICES - OPERATION AND MAINTENANCE OF FACILITIES</b>				
180 Salaries - Operation and Maintenance		35,000		41,000
100 Salaries - All Other				
Total Salaries (100)	-	<b>35,000</b>	-	<b>41,000</b>
210 Retirement		1,224		1,396
220 Social Security		2,658		3,137
240 Insurance (Health/Dental/Life)		3,986		4,311
200 Other Benefits		834		574
Total Benefits (200)	-	<b>8,702</b>	-	<b>9,418</b>
300 Purchased Professional and Technical Services				
400 Purchased Property Services		37,500		55,400
500 Other Purchased Services		9,300		6,000
591 Services Purchased From Another District Within the State				
592 Services Purchased From Another District Outside the State				
Total Other Purchased Services (500)	-	<b>9,300</b>	-	<b>6,000</b>
600 Supplies		49,431		69,303
700 Property		32,022		9,271
800 Other Objects				
810 Dues and Fees				
Total Other Objects (800)	-	-	-	-
<b>TOTAL OPERATION AND MAINTENANCE OF FACILITIES (2600)</b>	-	<b>171,955</b>	-	<b>190,392</b>
<b>2700 SUPPORT SERVICES - STUDENT TRANSPORTATION</b>				
152 Salaries - Secretarial and Clerical				
171 Salaries - Supervisors				
172 Salaries - Bus Drivers				
173 Salaries - Mechanics and Other Garage Employees				
174 Salaries - Other (Trainers, etc.)				
Total Salaries (100)	-	-	-	-
210 Retirement				
220 Social Security				
240 Insurance (Health / Accident / Life)				
200 Other Benefits				
Total Benefits (200)	-	-	-	-
400 Purchased Property Services				
511 Services from Other LEAs (In State)				
512 Services from Other LEAs (Out of State)				
513 Commercial				15,000
514 Student Allowance				
515 Payments in Lieu of Transportation - Subsistence				
516 Payments of Mileage in Lieu of Bus (Dead Miles)				
521 Property Insurance				
522 Liability Insurance				
530 Communications (Telephone and Other)				
580 Travel / Per Diem				
591 Services Purchased From Another District Within the State				
592 Services Purchased From Another District Outside the State				
Total Other Purchased Services (500)	-	-	-	<b>15,000</b>
624 Motor Fuel				
625 Natural Gas				
626 Electricity				
600 Other Supplies				
Total Supplies (600)	-	-	-	-
730 Equipment				
732 School Buses				
Total Property (700)	-	-	-	-
890 Miscellaneous Expenditures				
891 Training				
Total Other Objects (800)	-	-	-	-
<b>TOTAL STUDENT TRANSPORTATION (2700)</b>	-	-	-	<b>15,000</b>
<b>2900 OTHER SUPPORT SERVICES</b>				
100 Salaries		68,439		37,672
210 Retirement		2,393		1,283
220 Social Security		5,197		2,882
240 Insurance (Health / Accident / Life)		7,795		3,961
200 Other Benefits		1,631		527
Total Benefits (200)	-	<b>17,016</b>	-	<b>8,653</b>
300 Purchased Professional and Technical Services				
400 Purchased Property Services				
500 Other Purchased Services				
591 Services Purchased From Another District Within the State				

**ANNUAL FINANCIAL REPORT**

<b>6G Weilenmann School of Discovery CHARTER SCHOOL</b>		<b>ACTUAL FY 2010</b>	<b>FINAL BUDGET FY 2011</b>	<b>ACTUAL FY 2011</b>	<b>ORIGINAL BUDGET FY 2012</b>
592	Services Purchased From Another District Outside the State				
	Total Other Purchased Services (500)	-	-	-	-
600	Supplies		843		278
700	Property		10,407		2,087
800	Other Objects				
810	Dues and Fees				
	Total Other Objects (800)	-	-	-	-
<b>TOTAL OTHER SUPPORT (2900)</b>		-	<b>96,705</b>	-	<b>48,690</b>
<b>TOTAL SUPPORT SERVICES (2000)</b>		-	<b>1,463,386</b>	-	<b>1,466,336</b>

**ANNUAL FINANCIAL REPORT**

<b>6G Weilenmann School of Discovery CHARTER SCHOOL</b>		<b>ACTUAL FY 2010</b>	<b>FINAL BUDGET FY 2011</b>	<b>ACTUAL FY 2011</b>	<b>ORIGINAL BUDGET FY 2012</b>
<b>3100 FOOD SERVICES</b>					
100	Salaries		7,200		7,344
210	Retirement		252		250
220	Social Security		547		562
240	Insurance (Health/Dental/Life)		820		772
200	Other Benefits		172		103
	Total Benefits (200)	-	<b>1,791</b>	-	<b>1,687</b>
300	Purchased Professional and Technical Services				
400	Purchased Property Services				
500	Other Purchased Services				
600	Non-Food Supplies		589		1,054
630	Food		90,000		90,000
	Total Supplies (600)	-	<b>90,589</b>	-	<b>91,054</b>
700	Property		4,395		407
780	Depreciation - Enterprise Funds				
	Total Property (700)	-	<b>4,395</b>	-	<b>407</b>
800	Other Objects				
810	Dues and Fees				
	Total Other Objects (800)	-	-	-	-
<b>TOTAL EXPENDITURES, 49 or 51 FOOD SERVICE FUND</b>		-	<b>103,975</b>	-	<b>100,492</b>
<b>3300 COMMUNITY SERVICES</b>					
100	Salaries				
210	Retirement				
220	Social Security				
240	Insurance (Health/Dental/Life)				
200	Other Benefits				
	Total Benefits (200)	-	-	-	-
300	Purchased Professional and Technical Services				
400	Purchased Property Services				
500	Other Purchased Services				
600	Supplies				
700	Property				
800	Other Objects				
810	Dues and Fees				
	Total Other Objects (800)	-	-	-	-
<b>TOTAL COMMUNITY SERVICES (3300)</b>		-	-	-	-
<b>4502 BUILDING ACQUISITION AND CONSTRUCTION</b>					
100	Salaries				
210	Retirement				
220	Social Security				
240	Insurance (Health/Dental/Life)				
200	Other Benefits				
	Total Benefits (200)	-	-	-	-
300	Purchased Professional and Technical Services				
400	Purchased Property Services				
460	Construction and Remodeling				
	Total Property (400)	-	-	-	-
500	Other Purchased Services				
600	Supplies - New Buildings				
641	Textbooks - New Buildings				
644	Library Books-New Libraries				
	Total Supplies (600)	-	-	-	-
710	Land and Improvements				65,000
720	Buildings				
731	Machinery				
732	School Buses				
733	Furniture and Fixtures				
734	Technology Equipment				
735	Non-Bus Vehicles				
739	Other Equipment				
	Total Property (700)	-	-	-	<b>65,000</b>
800	Other Objects				
	Total Other Objects (800)	-	-	-	-
<b>TOTAL BUILDING ACQUISITION AND CONSTRUCTION - (4500)</b>		-	-	-	<b>65,000</b>
<b>5000 DEBT SERVICE</b>					
830	Interest		2,690		1,948
840	Redemption of Principal		73,852		74,594
845	Debt Issuance Costs on Refunding				



# ANNUAL FINANCIAL REPORT

<b>6G Weilenmann School of Discovery CHARTER SCHOOL</b>	<b>ACTUAL FY 2010</b>	<b>FINAL BUDGET FY 2011</b>	<b>ACTUAL FY 2011</b>	<b>ORIGINAL BUDGET FY 2012</b>
890 Miscellaneous Expenditures		15,000		80,000
<b>TOTAL EXPENDITURES, 31 DEBT SERVICE FUND</b>	-	<b>91,542</b>	-	<b>156,542</b>

**ANNUAL FINANCIAL REPORT**

<b>6G Weilenmann School of Discovery CHARTER SCHOOL</b>	<b>ACTUAL FY 2010</b>	<b>FINAL BUDGET FY 2011</b>	<b>ACTUAL FY 2011</b>	<b>ORIGINAL BUDGET FY 2012</b>
<b>TOTAL OTHER FINANCING SOURCES (USES) AND OTHER ITEMS</b>	-	-	-	-
<b>TOTAL EXPENSES</b>	-	<b>3,684,092</b>	-	<b>3,968,364</b>

**OTHER FINANCING**

<b>5000 OTHER FINANCING SOURCES (USES)</b>				
5110 Face Amount of Bonds Issued				
5120 Premium or (Discount) on Bonds Issued				
5300 Proceeds From Sale of Capital Assets				
5400 Loan Proceeds				
5500 Capital Lease Proceeds				
5900 Other Financing Sources (Uses) (Add Explanation)				
<b>6000 OTHER ITEMS</b>				
6100 Capital Contributions				
6300 Special Items				
6400 Extraordinary Items				
<b>TOTAL OTHER FINANCING SOURCES (USES) AND OTHER ITEMS</b>	-	-	-	-

**SUMMARY - Charter School**

<b>REVENUES BY SOURCE</b>				
1000 Total Local	-	553,990	-	588,340
3000 Total State	-	2,793,318	-	3,107,332
4000 Total Federal	-	372,010	-	280,700
<b>TOTAL REVENUES</b>	-	<b>3,719,318</b>	-	<b>3,976,372</b>
<b>EXPENDITURES BY OBJECT</b>				
100 Salaries	-	1,624,255	-	1,895,255
200 Employee Benefits	-	403,850	-	435,334
300 Purchased Professional and Technical Services	-	178,300	-	217,700
400 Purchased Property Services	-	611,545	-	705,783
500 Other Purchased Services	-	49,600	-	65,000
600 Supplies	-	379,501	-	255,200
700 Property	-	312,999	-	202,000
800 Other Objects	-	124,042	-	192,092
<b>TOTAL EXPENDITURES</b>	-	<b>3,684,092</b>	-	<b>3,968,364</b>
<b>EXCESS (DEFICIENCY) OF REVENUES OVER (UNDER) EXPENDITURES</b>	-	<b>35,226</b>	-	<b>8,008</b>
<b>OTHER FINANCING SOURCES (USES) AND OTHER ITEMS</b>	-	-	-	-
<b>NET CHANGE IN FUND BALANCE</b>	-	<b>35,226</b>	-	<b>8,008</b>
<b>FUND BALANCE - BEGINNING (From Prior Year)</b>				
<b>Adjustments to Beginning Fund Balance (Attach Detail)</b>				
<b>FUND BALANCE - ENDING</b>	-	<b>35,226</b>	-	<b>8,008</b>

Explanation (5900 and Adjustment to Beginning Fund Balance)				

## Confirmed Founding Parents

Status	First Name(s):	Last Name:	Email
	Dallis & Elliot	Anderson	dallis@gmail.com
	Cathy	Batten	funataaltitude@hotmail.com
moved	Karin	Beauclair	karinbeauclair@comcast.net
	Kristal	Bowman-Carter	kbowmancarter@gmail.com
wdrew	Christine (Tina)	Braun	tinabraun@me.com
	Anne-Marie, David	Buckland	ampbuck@yahoo.com
	Angozi "Anne" & Edwin	Clarke	Angozir@comcast.net
wdrew	Holly	colaizzi	hollycolaizzi@gmail.com
	Lisa	D'Agostino	lisadag@mac.com
	Elizabeth & Brad	Dicks	ElizabethDicks@me.com
	Julie	Drayton	jaydray1@yahoo.co.uk
	Jay & Valerie	Dyal	circusof6@hotmail.com
wdrew	Angela and Toby	Edwards	taedwards@catapultion.net
wdrew	Pamelynn (Pam)	Eichner	iareblond2@aol.com
	Natasha	Ferguson	nferguson@jurisclerks.com
	Jennifer	Garner	jenniferg84098@yahoo.com
	Sheila	Hall	Sheila@SheilaHall.com
	Beth Ellen	Holimon	bethellen@beewrite.com
wdrew	Wendy	Hurd	wendy.hurd@yahoo.com
	Stephen and Melissa	Jones	gotdumpo@gmail.com
	Jennifer	Kanzler	kanzler@hughes.net
	Moira	Kryger	moiraflannery@yahoo.com
	Debra	LaBelle	deblabelle@comcast.net
	Linda	Lavigne	llavigne353@rocketmail.com
	jami	levine	jslinpc@msn.com
wdrew	Jill and Jamey	Liddell	jel727@gmail.com
wdrew	May	Marcia	
	Michelle	Mazzie	pmzmazzie@gmail.com
	Jennifer/ David	McCarthy / Napiwocki	<a href="mailto:yababear1@yahoo.com">yababear1@yahoo.com</a>
wdrew	Haley	McDonald	chrisandhaley@comcast.net
	Shawn & Jay	Mick	shawnmick@mac.com
	Janet	Myshrall	janet@livewellfitness.org
	Julie	Nester	<a href="mailto:julienester@comcast.net">julienester@comcast.net</a>
wdrew	Debbie	Neumann	debzneumann@hotmail.com
	Robert	Neubecker	
wdrew	Stephanie	Obradovich	dansteph945@gmail.com
wdrew	Karen & Michael	O'Brien	keodc@yahoo.com
wdrew	Meg	Parker	annm711@gmail.com
	Julie and Alex	Prugh	ajprugh@mac.com
	Sharelle	Rodman	sharellerodman@yahoo.com
	Angie & Curt	Roskelley	angie@roskelley.com
	Teresa	Scanlan	mikeandtreeski@msn.com
	jennifer and Christopher	Schmidt	doctorbeck@earthlink.net
moved	Jane	Sorensen	dougjane_4@msn.com
moved	Melissa	Sorenson	msorenson37@hotmail.com
	Mary & Eric	Stanley	mcs Shank@mac.com
	Becky and Ryan	Stouffer	bstouffer1@msn.com
	Darcy	Swedish-McKay	<a href="mailto:darcyswedish@msn.com">darcyswedish@msn.com</a>
	Randi jo (& Yann)	Taurel	Randijo100@hotmail.com
	Molly	Vetter	mollyvetter@catapultion.net
	Deborah	Voss	djvoss4@yahoo.com
	Linda	Wells	lindawells@gmail.com
	Kevrine	Wells	kevrine@yahoo.com
no student	Judith Ann / Jennifer	Zarella / DeRosier	judith.zarella@vacationclub.com

## Phone

801-808-1400  
435-640-4575  
425-299-4794  
(435) 640-6485  
206 953 2035d  
415 812-5500  
434-655-1373  
435-655-2585  
435-640-9198  
801-674-6740  
435-655-1659  
435-655-5459  
435-649-3545  
310-606-0610  
617-359-2177  
435-640-5941  
435-640-7162  
801.558.8729  
435-640-7544  
435-901-0528  
435.640.2149  
801-230-4841  
435-640-8226  
435-647-5812  
435-655-3465  
801-661-0369

435-649-7097  
435-513-1180  
435-579-0481  
435-649-9627  
435-901-3579  
435-901-4836  
435-640-1589

(801)573-3999  
435-962-0417  
435 655 5984  
649-9541  
435-640-3285  
801-580-3575  
435-658-1621  
(801)560-1581  
801-556-2890  
801-520-6703  
801.273.7593  
435-901-8001  
darcyswedish@msc.com  
(310) 403-4645  
mollyvetter@catapulsion.net  
(435) 714-1754  
650-804-4684  
801-953-6611  
435-602-9801