

Utah Statewide Scores on the Criterion-Referenced Tests (CRT) 2009-2010

Larry Shumway, Ed.D.
State Superintendent of Public Instruction

Judy W. Park, Ed.D.
Associate Superintendent
Student Services and Federal Programs

John Jesse
Director of Assessment



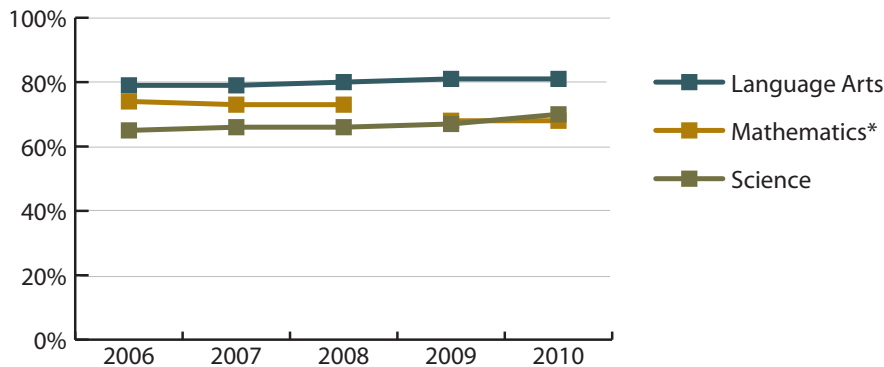
250 East 500 South
P.O. Box 144200
Salt Lake City, Utah
84114-4200

Utah Criterion-Referenced Tests, 2009-2010

The purpose of Utah's Criterion-Referenced Tests (CRT) is to measure and assess the knowledge, skills, and abilities of students in the areas of English Language Arts, Mathematics, and Science, as outlined in the Utah Core Curriculum. These scores are reported first as proficient/not proficient, and then by four proficiency levels to further differentiate students' degree of mastery of the specified concepts.

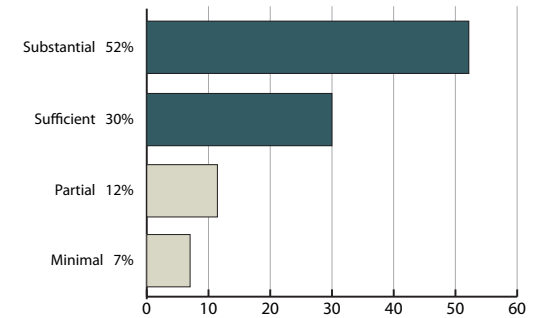
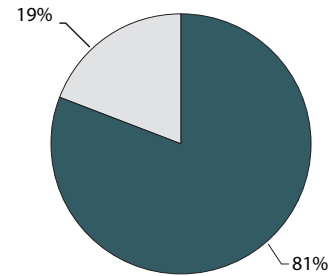
- English Language Arts CRTs are grade-specific tests. Students take the test that corresponds to the grade in which they are enrolled.
- Math CRTs for elementary students are also grade specific. Students take the test that corresponds to the grade in which they are enrolled. For secondary students, the CRTs are course specific.
- Science CRTs for fourth to eighth grade students are grade specific. Students take the test that corresponds to the grade in which they are enrolled. For secondary students, the CRTs are course specific.

Five-Year Historical Result Trend Lines

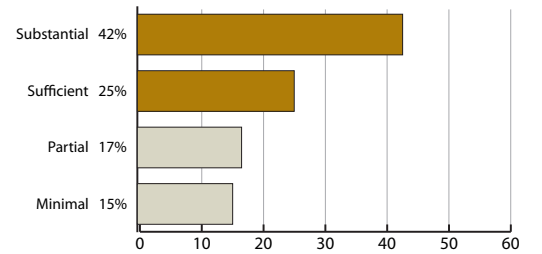
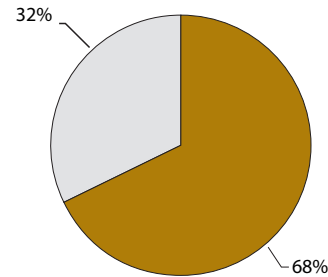


* Mathematics scores from 2009 received a new cut score that changed the scaling and equating. Data from 2009 on are not comparable to prior years.

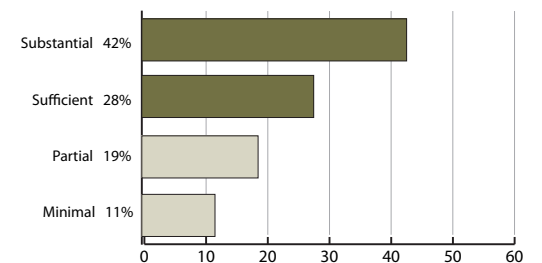
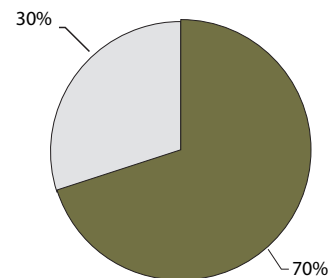
Language Arts

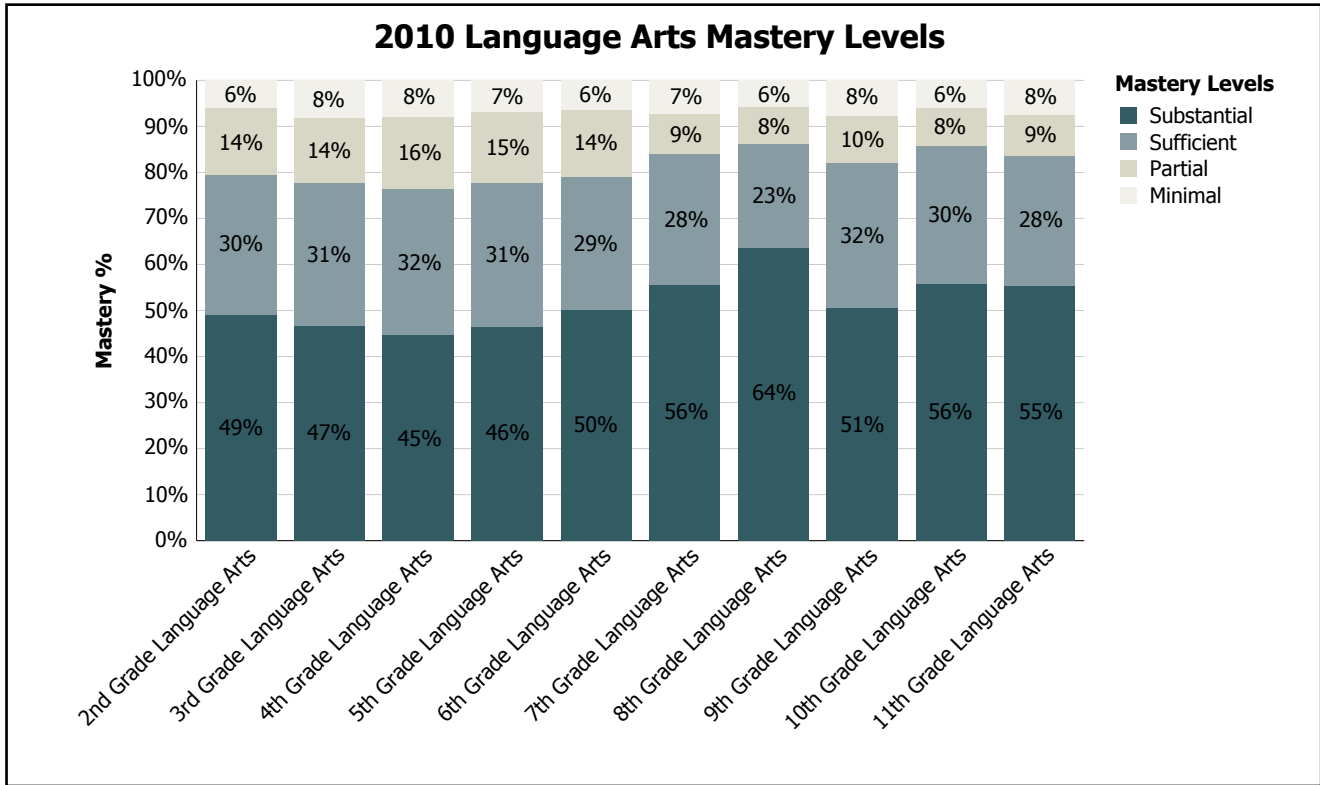


Mathematics

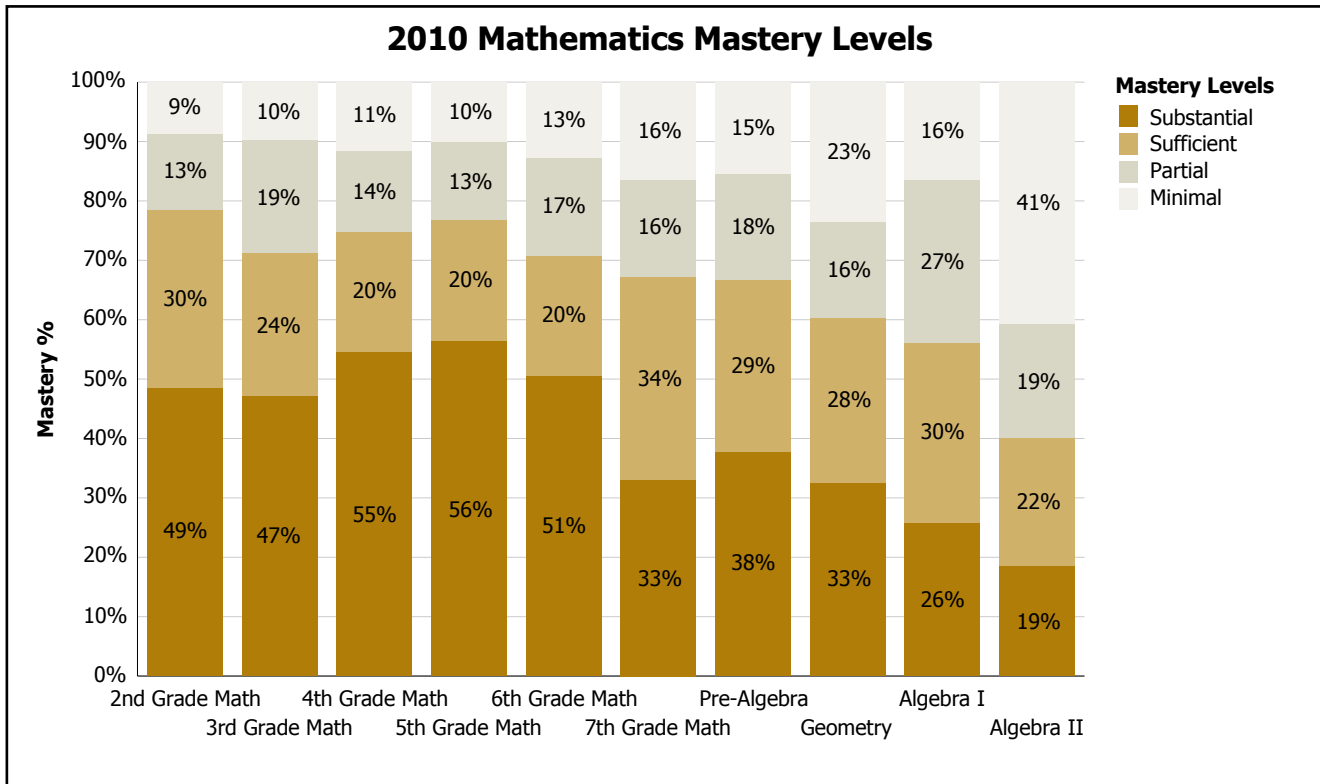


Science

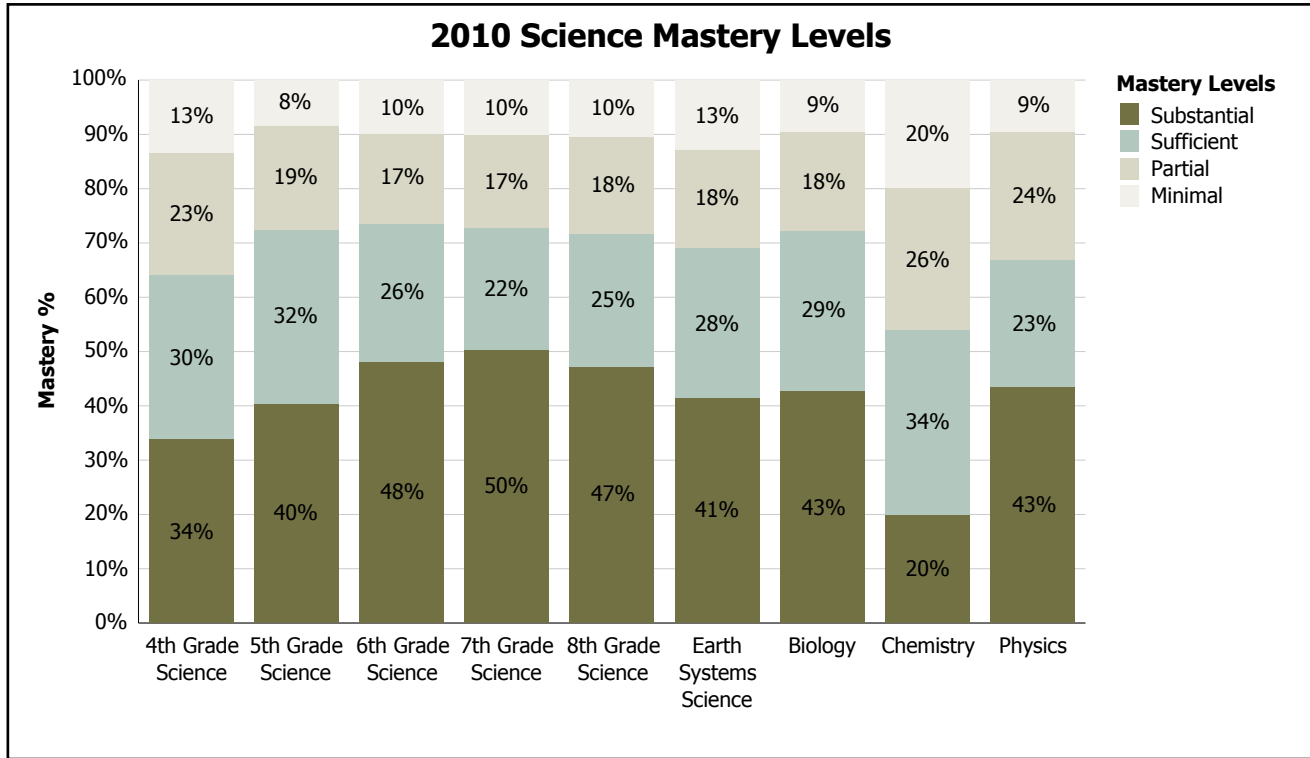




# Tested in Proficiency Levels	Minimal	Partial	Sufficient	Substantial
2nd Grade Language Arts	2,776	6,672	14,021	22,617
3rd Grade Language Arts	3,687	6,502	14,131	21,284
4th Grade Language Arts	3,557	7,079	14,391	20,253
5th Grade Language Arts	3,062	6,800	13,874	20,597
6th Grade Language Arts	2,801	6,200	12,493	21,639
7th Grade Language Arts	3,022	3,603	11,704	23,099
8th Grade Language Arts	2,355	3,167	9,132	25,606
9th Grade Language Arts	3,075	3,953	12,458	19,949
10th Grade Language Arts	2,268	3,013	11,288	20,857
11th Grade Language Arts	2,607	3,025	9,837	19,247



# Tested in Proficiency Levels	Minimal	Partial	Sufficient	Substantial
2nd Grade Math	3,974	5,938	13,788	22,427
3rd Grade Math	4,456	8,678	10,968	21,536
4th Grade Math	5,192	6,239	9,116	24,741
5th Grade Math	4,468	5,791	9,062	25,022
6th Grade Math	5,406	7,060	8,528	21,549
7th Grade Math	2,807	2,792	5,836	5,636
Pre-Algebra	6,217	7,150	11,729	15,170
Geometry	8,692	6,031	10,278	12,110
Algebra I	7,502	12,516	13,864	11,776
Algebra II	10,684	5,026	5,660	4,877



# Tested in Proficiency Levels	Minimal	Partial	Sufficient	Substantial
4th Grade Science	6,065	10,220	13,694	15,363
5th Grade Science	3,701	8,565	14,142	17,934
6th Grade Science	4,226	7,174	11,014	20,774
7th Grade Science	4,104	7,126	9,252	20,700
8th Grade Science	4,168	7,184	9,835	18,891
Earth Systems Science	3,785	5,258	8,138	12,177
Biology	4,041	7,835	12,569	18,226
Chemistry	3,678	4,850	6,337	3,702
Physics	1,150	2,877	2,862	5,293

2010 CRT by Percentage and Number Proficient — All Grades

Results by Percentage Proficient

Demographic Categories	Language Arts	Mathematics	Science
	% Prof	% Prof	% Prof
<i>All Students</i>	80.8%	67.7%	67.4%
African American	64.8%	45.9%	43.4%
American Indian	58.8%	42.3%	38.0%
Asian	84.8%	73.3%	67.4%
Caucasian	85.3%	73.3%	74.0%
Hispanic	60.4%	44.4%	38.7%
Pacific Islander	71.5%	54.1%	44.5%
Unknown or Unspecified Ethnicity	79.6%	66.8%	63.9%
Female	84.4%	67.6%	65.7%
Male	77.4%	67.8%	68.9%
<i>Econ Disadv</i>	68.7%	55.2%	51.7%
<i>Not Econ Dis</i>	87.1%	74.7%	75.2%
<i>SWD</i>	47.3%	42.7%	38.9%
<i>Not SWD</i>	85.5%	71.2%	71.1%
<i>Mobile</i>	63.9%	48.2%	45.3%
<i>Not Mobile</i>	82.0%	69.1%	68.9%
<i>ELL</i>	40.0%	33.6%	18.5%
<i>Not ELL</i>	83.9%	70.6%	70.7%

Results by Number Proficient and Total

Language Arts		Mathematics		Science	
# Prof	Total	# Prof	Total	# Prof	Total
325,280	402,624	236,835	349,846	203,761	302,481
3,881	5,985	2,502	5,453	1,946	4,480
3,426	5,826	2,173	5,133	1,681	4,424
6,127	7,222	4,554	6,210	3,954	5,863
270,973	317,685	199,870	272,769	176,502	238,510
34,714	57,516	23,406	52,697	16,641	42,981
4,585	6,413	3,133	5,792	2,152	4,839
1,574	1,977	1,197	1,792	885	1,384
165,633	196,338	115,448	170,775	96,281	146,548
159,647	206,286	121,387	179,071	107,480	155,933
94,454	137,513	69,506	125,823	52,136	100,793
230,826	265,111	167,329	224,023	151,625	201,688
23,270	49,197	18,528	43,427	13,597	34,932
302,010	353,427	218,307	306,419	190,164	267,549
16,971	26,545	11,635	24,134	8,780	19,402
308,309	376,079	225,200	325,712	194,981	283,079
11,459	28,670	9,367	27,861	3,597	19,478
313,821	373,954	227,468	321,985	200,164	283,003